

Ambassador
MARINE

FORMERLY BRANDED AS
SHURflo

...products built for the elements.™



**MARINE GRADE
FAUCETS & SINKS**

Faucets • Showers • Sprayers • Accessories
Stainless Steel & Vessel Sinks • Drains

'25

CONVENIENCE
COMFORT
& QUALITY

MARINE GRADE



Noise Reduction Technology, versatile installation options, heavy gauge passivated 304 stainless steel, tempered glass, real porcelain and coordinated marine-application specific drains will deliver on the "at home" feeling, while on the water.

Offering an array of designs, styles and finishes, Ambassador Marine can satisfy all your faucet and sink needs from the transom shower to the galley. Ambassador Marine products are truly **...products built for the elements.™**

ambassadormarine.com

INFORMATION

- Products
- Where To Buy
- Sales Contacts
- Product Support
- Catalogs
- Our Story
- Gerber Partnership
- Events & News
- Links

PRODUCT DETAILS

- Available Finishes
- Stock Status
- Spec Drawings
- Installation Hole Size(s)
- Plumbing Connection(s)
- Drain Hole Size
- Sink Flange Style
- Installation Instructions
- Parts Lists
- Warranty
- Related Products
- Certifications & Compliances
- Packaging Styles
- Additional Images
- 3D Renderings

SUPPLIER

of the

YEAR



On March 5, 2024, out of nearly 90 Preferred Suppliers to the **Independent Boat Builders, Inc.**, Ambassador Marine was again awarded **Supplier of the Year**, for the second year in a row!

We are extremely proud to continue to be recognized by the group of member-builders with their highest honor for our dedication to quality, service and support.



IBBI is a buying cooperative, currently made up of 15 independent boat builders, manufacturing 34 boat brands.



A BREATH OF INSPIRATION

Working within a space, and elevating it.
Blending high style with pure performance.
Delivering innovative, bold, beautiful solutions.
Always in tune with the surroundings.
A touch of grace. A modern line.
Meticulously engineered.
Thoughtfully designed.
This is **Gerber**.



AMBASSADOR MARINE is proud to be the exclusive marketing partner to the marine industry of the complete line of over 3,000

GERBER®

Est. 1932

formerly branded as **danze®**
faucets, showerheads, sinks, toilets,
accessories and more...



Contact your
Ambassador Marine
sales representative for details and
exclusive Marine Industry trade pricing

GERBER
D221144BN

HOT/COLD

MARINE
GRADE

AIDACK™ / SMALL SPRAYER SERIES

- Heavy duty pull-out hose
- All brass valve body with metal handle
- Ceramic disc valve
- Flexible stainless steel braided supply line hoses
- Stainless steel mounting screws
- Two hole mount, 3" Ø (2 1/2" - 2 5/8" CC)
- Connections: 1/2" NPS-M

sold separately (see page 39)



AIDACK™ / HAMMER-HEAD SPRAYER SERIES

- Flexible stainless steel braided supply line hoses
- Stainless steel mounting screws
- Two hole mount, 3" Ø (2 1/2" - 2 5/8" CC)
- Connections: 1/2" NPS-M

OEM # – Not Labeled Or Packaged For Resale **Aftermarket # – Labeled And Packaged For Resale** **NOTE:** Dimension Drawings $\pm 1/8"$ (for reference only – may not be to scale)

MARINE
GRADE

ONLY COLD

TRANSOM SHOWERS



TRINIDAD™ / SMALL SPRAYER SERIES

- Heavy duty pull-out hose
- All brass valve body with metal handle
- Ceramic disc valve
- Flexible stainless steel braided supply line hoses
- Stainless steel mounting screws
- Two hole mount, 3" Ø (2 1/2" - 2 5/8" CC)
- Connections: 1/2" NPS-M

sold separately (see page 39)



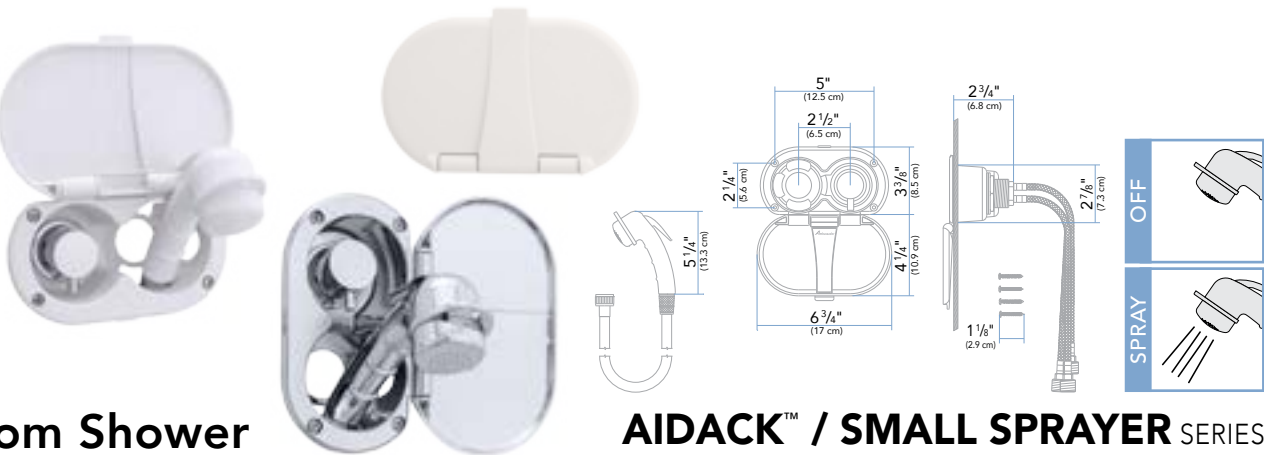
TRINIDAD™ / HAMMER-HEAD SPRAYER SERIES

- Flexible stainless steel braided supply line hoses
- Stainless steel mounting screws
- Two hole mount, 3" Ø (2 1/2" - 2 5/8" CC)
- Connections: 1/2" NPS-M

OEM # – Not Labeled Or Packaged For Resale **Aftermarket # – Labeled And Packaged For Resale** **NOTE:** Dimension Drawings $\pm 1/8"$ (for reference only – may not be to scale)

NEW ITEM

H/C MIXER



TRANSOM Shower

Plastic Lid

OEM #

Aftermarket #

Cup & Lid

Sprayer Finish


Hose Length

Hose Type

• UV protected heavy duty ABS plastic lid and cup	136-1700-AW	--	Arctic White	Arctic White	6' (1.8m)	White Rubber
• Integrated Aidack™ Control Valve (Hot/Cold)	136-1707-AW	--	Arctic White	Arctic White	10' (3m)	White Rubber
• Heavy duty, UV protected, ABS plastic sprayer	136-1708-AW	--	Arctic White	Arctic White	6' (1.8m)	Stainless Steel
• Complete water shut-off when trigger is not engaged	136-1700-WH	--	Warm White	Warm White	6' (1.8m)	White Rubber
• Depressing trigger allows for intermittent water flow – lifting trigger locks it on for continuous water flow	136-1707-WH	--	Warm White	Warm White	10' (3m)	White Rubber
	136-1708-WH	--	Warm White	Warm White	6' (1.8m)	Stainless Steel
• Vertical wall-mount, horizontal wall-mount (lid opening up or down) or deck-mount	136-1700-CP	--	Chrome	Chrome	6' (1.8m)	Black Rubber
• Heavy duty pull-out hose	136-1700-CW	--	Chrome	Chrome	6' (1.8m)	White Rubber
• All brass valve body with metal handle	136-1707-CW	--	Chrome	Chrome	10' (3m)	White Rubber
• Ceramic disc valve	136-1708-CW	--	Chrome	Chrome	6' (1.8m)	Stainless Steel
• Flexible stainless steel braided supply line hoses	136-1700-KP	--	Black	Black	6' (1.8m)	Black Rubber
• Stainless steel mounting screws	136-1708-KP	--	Black	Black	6' (1.8m)	Stainless Steel
• Two hole mount, 3" Ø (2 1/2" - 2 5/8" CC)						
• Connections: 1/2" NPS-M						

Bulkhead Sprayer Holders

sold separately (see page 39)



NEW ITEM

H/C MIXER



TRANSOM Shower

Plastic Lid

OEM #

Aftermarket #

Cup & Lid

Sprayer Finish

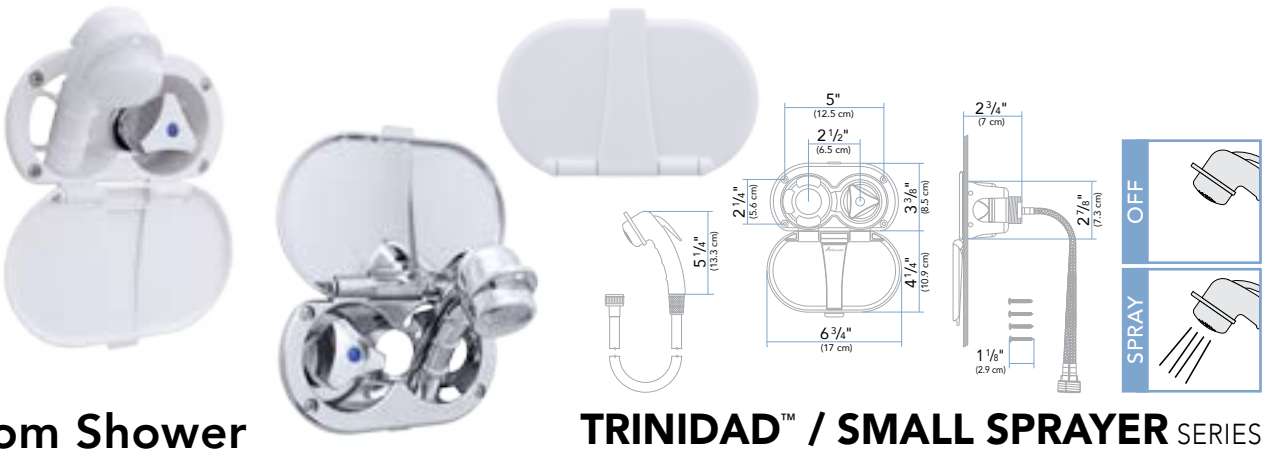
Hose Length

Hose Type

• UV protected heavy duty ABS plastic lid and cup	136-1712-AW	--	Arctic White	Arctic White & Chrome	6' (1.8m)	White Rubber
• Integrated Aidack™ Control Valve (Hot/Cold)	136-1714-AW	--	Arctic White	Arctic White & Chrome	10' (3m)	White Rubber
• Heavy duty, UV protected, ABS plastic and chrome plated brass sprayer	136-1716-AW	--	Arctic White	Arctic White & Chrome	6' (1.8m)	Stainless Steel
• Complete water shut-off when trigger is not engaged	136-1712-WH	--	Warm White	Warm White & Chrome	6' (1.8m)	White Rubber
• Depressing trigger allows for intermittent water flow – lifting trigger locks it on for continuous water flow	136-1714-WH	--	Warm White	Warm White & Chrome	10' (3m)	White Rubber
	136-1716-WH	--	Warm White	Warm White & Chrome	6' (1.8m)	Stainless Steel
• Vertical wall-mount, horizontal wall-mount (lid opening up or down) or deck-mount	136-1712-CA	--	Chrome	Arctic White & Chrome	6' (1.8m)	White Rubber
• Heavy duty pull-out hose	136-1714-CA	--	Chrome	Arctic White & Chrome	10' (3m)	White Rubber
• All brass valve body with metal handle	136-1716-CA	--	Chrome	Arctic White & Chrome	6' (1.8m)	Stainless Steel
• Ceramic disc valve	136-1712-CW	--	Chrome	Warm White & Chrome	6' (1.8m)	White Rubber
• Flexible stainless steel braided supply line hoses	136-1714-CW	--	Chrome	Warm White & Chrome	10' (3m)	White Rubber
• Stainless steel mounting screws	136-1716-CW	--	Chrome	Warm White & Chrome	6' (1.8m)	Stainless Steel
• Two hole mount, 3" Ø (2 1/2" - 2 5/8" CC)	136-1712-KP	--	Black	Black & Chrome	6' (1.8m)	Black Rubber
• Connections: 1/2" NPS-M	136-1716-KP	--	Black	Black & Chrome	6' (1.8m)	Stainless Steel

NEW ITEM

C ONLY



TRANSOM Shower

Plastic Lid

OEM #

Aftermarket #

Cup & Lid

Sprayer Finish


Hose Length

Hose Type

• UV protected heavy duty ABS plastic lid and cup	136-0200-AW	--	Arctic White	Arctic White	6' (1.8m)	White Rubber
• Integrated Trinidad™ Control Valve (Cold Only)	136-0207-AW	--	Arctic White	Arctic White	10' (3m)	White Rubber
• Heavy duty, UV protected, ABS plastic sprayer	136-0208-AW	--	Arctic White	Arctic White	6' (1.8m)	Stainless Steel
• Complete water shut-off when trigger is not engaged	136-0200-WH	--	Warm White	Warm White	6' (1.8m)	White Rubber
• Depressing trigger allows for intermittent water flow – lifting trigger locks it on for continuous water flow	136-0207-WH	--	Warm White	Warm White	10' (3m)	White Rubber
	136-0208-WH	--	Warm White	Warm White	6' (1.8m)	Stainless Steel
• Vertical wall-mount, horizontal wall-mount (lid opening up or down) or deck-mount	136-0200-CP	--	Chrome	Chrome	6' (1.8m)	Black Rubber
• Heavy duty pull-out hose	136-0200-CW	--	Chrome	Chrome	6' (1.8m)	White Rubber
• All brass valve body with metal handle	136-0207-CW	--	Chrome	Chrome	10' (3m)	White Rubber
• Ceramic disc valve	136-0208-CW	--	Chrome	Chrome	6' (1.8m)	Stainless Steel
• Flexible stainless steel braided supply line hoses	136-0200-KP	--	Black	Black	6' (1.8m)	Black Rubber
• Stainless steel mounting screws	136-0208-KP	--	Black	Black	6' (1.8m)	Stainless Steel
• Two hole mount, 3" Ø (2 1/2" - 2 5/8" CC)						
• Connections: 1/2" NPS-M						

Bulkhead Sprayer Holders

sold separately (see page 39)



NEW ITEM

C ONLY



TRANSOM Shower

Plastic Lid

OEM #

Aftermarket #

Cup & Lid

Sprayer Finish

Hose Length

Hose Type

• UV protected heavy duty ABS plastic lid and cup	136-0212-AW	--	Arctic White	Arctic White & Chrome	6' (1.8m)	White Rubber
• Integrated Trinidad™ Control Valve (Cold Only)	136-0214-AW	--	Arctic White	Arctic White & Chrome	10' (3m)	White Rubber
• Heavy duty, UV protected, ABS plastic and chrome plated brass sprayer	136-0216-AW	--	Arctic White	Arctic White & Chrome	6' (1.8m)	Stainless Steel
• Complete water shut-off when trigger is not engaged	136-0212-WH	--	Warm White	Warm White & Chrome	6' (1.8m)	White Rubber
• Depressing trigger allows for intermittent water flow – lifting trigger locks it on for continuous water flow	136-0214-WH	--	Warm White	Warm White & Chrome	10' (3m)	White Rubber
	136-0216-WH	--	Warm White	Warm White & Chrome	6' (1.8m)	Stainless Steel
• Vertical wall-mount, horizontal wall-mount (lid opening up or down) or deck-mount	136-0212-CA	--	Chrome	Arctic White & Chrome	6' (1.8m)	White Rubber
• Heavy duty pull-out hose	136-0214-CA	--	Chrome	Arctic White & Chrome	10' (3m)	White Rubber
• All brass valve body with metal handle	136-0216-CA	--	Chrome	Arctic White & Chrome	6' (1.8m)	Stainless Steel
• Ceramic disc valve	136-0212-CW	--	Chrome	Warm White & Chrome	6' (1.8m)	White Rubber
• Flexible stainless steel braided supply line hoses	136-0214-CW	--	Chrome	Warm White & Chrome	10' (3m)	White Rubber
• Stainless steel mounting screws	136-0216-CW	--	Chrome	Warm White & Chrome	6' (1.8m)	Stainless Steel
• Two hole mount, 3" Ø (2 1/2" - 2 5/8" CC)	136-0212-KP	--	Black	Black & Chrome	6' (1.8m)	Black Rubber
• Connections: 1/2" NPS-M	136-0216-KP	--	Black	Black & Chrome	6' (1.8m)	Stainless Steel

RECESSED SHOWERS

MARINE
GRADE

NEW
FINISH

NEW
DESIGN

2 3/8" (6 cm)

2 1/4" (5.7 cm)

3 3/8" (8.6 cm)

4 1/8" (10.5 cm)

2 1/4" (5.7 cm)

2 7/8" (7.3 cm)

1 1/8" (2.9 cm)

5 1/4" (13.3 cm)

OFF

SPRAY

SMALL SPRAYER SERIES

Recessed Shower	OEM #	Aftermarket #	Cup & Lid	Sprayer Finish	Hose Length	Hose Type
Solid cast 316 stainless steel lid with UV protected heavy duty ABS plastic cup Heavy duty, UV protected, ABS plastic sprayer Complete water shut-off when trigger is not engaged Depressing trigger allows for intermittent water flow – lifting trigger locks it on for continuous water flow Wall-mount (lid opening up or down) or deck-mount New stainless steel lid with gasket and redesigned ABS plastic cup form a tighter seal when lid is closed to prevent water from penetrating (NOTE: not guaranteed to be water-tight) Heavy duty pull-out hose Stainless steel mounting screws Single hole mount, 3" Ø Connection: 1/2" NPS-F	136-0040-AW	136-0040-AW-R	Arctic White & Stainless Steel	Arctic White	6' (1.8m)	White Rubber
	136-0047-AW	136-0047-AW-R	Arctic White & Stainless Steel	Arctic White	10' (3m)	White Rubber
	136-0048-AW	136-0048-AW-R	Arctic White & Stainless Steel	Arctic White	6' (1.8m)	Stainless Steel
	136-0040-WH	136-0040-WH-R	Warm White & Stainless Steel	Warm White	6' (1.8m)	White Rubber
	136-0047-WH	136-0047-WH-R	Warm White & Stainless Steel	Warm White	10' (3m)	White Rubber
	136-0048-WH	136-0048-WH-R	Warm White & Stainless Steel	Warm White	6' (1.8m)	Stainless Steel
	136-0040-CP	136-0040-CP-R	Chrome & Stainless Steel	Chrome	6' (1.8m)	Black Rubber
	136-0040-CW	137-0040-CW	Chrome & Stainless Steel	Chrome	6' (1.8m)	White Rubber
	136-0047-CW	136-0047-CW-R	Chrome & Stainless Steel	Chrome	10' (3m)	White Rubber
	136-0048-CP	136-0048-CP-R	Chrome & Stainless Steel	Chrome	6' (1.8m)	Stainless Steel
	136-0040-KP	136-0040-KP-R	Black & Stainless Steel	Black	6' (1.8m)	Black Rubber
	136-0048-KP	136-0048-KP-R	Black & Stainless Steel	Black	6' (1.8m)	Stainless Steel
Bulkhead Sprayer Holders <small>sold separately (see page 39)</small>						

NEW
FINISH

NEW
DESIGN

2 3/8" (6 cm)

2 1/4" (5.7 cm)

3 3/8" (8.6 cm)

4 1/8" (10.5 cm)

2 1/4" (5.7 cm)

2 7/8" (7.3 cm)

1 1/8" (2.9 cm)

5 3/4" (14.6 cm)

OFF

SPRAY

HAMMER-HEAD SPRAYER SERIES

Recessed Shower	OEM #	Aftermarket #	Cup & Lid	Sprayer Finish	Hose Length	Hose Type
Solid cast 316 stainless steel lid with UV protected heavy duty ABS plastic cup Heavy duty, UV protected, ABS plastic and chrome plated brass sprayer Complete water shut-off when trigger is not engaged Depressing trigger allows for intermittent water flow – lifting trigger locks it on for continuous water flow Wall-mount (lid opening up or down) or deck-mount New stainless steel lid with gasket and redesigned ABS plastic cup form a tighter seal when lid is closed to prevent water from penetrating (NOTE: not guaranteed to be water-tight) Heavy duty pull-out hose Stainless steel mounting screws Single hole mount, 3" Ø Connection: 1/2" NPS-F	136-0042-AW	136-0042-AW-R	Arctic White & Stainless Steel	Arctic White & Chrome	6' (1.8m)	White Rubber
	136-0044-AW	136-0044-AW-R	Arctic White & Stainless Steel	Arctic White & Chrome	10' (3m)	White Rubber
	136-0043-AW	136-0043-AW-R	Arctic White & Stainless Steel	Arctic White & Chrome	6' (1.8m)	Stainless Steel
	136-0042-WH	136-0042-WH-R	Warm White & Stainless Steel	Warm White & Chrome	6' (1.8m)	White Rubber
	136-0044-WH	136-0044-WH-R	Warm White & Stainless Steel	Warm White & Chrome	10' (3m)	White Rubber
	136-0043-WH	136-0043-WH-R	Warm White & Stainless Steel	Warm White & Chrome	6' (1.8m)	Stainless Steel
	136-0042-CA	136-0042-CA-R	Chrome & Stainless Steel	Arctic White & Chrome	6' (1.8m)	White Rubber
	136-0044-CA	136-0044-CA-R	Chrome & Stainless Steel	Arctic White & Chrome	10' (3m)	White Rubber
	136-0043-CA	136-0043-CA-R	Chrome & Stainless Steel	Arctic White & Chrome	6' (1.8m)	Stainless Steel
	136-0042-CW	136-0042-CW-R	Chrome & Stainless Steel	Warm White & Chrome	6' (1.8m)	White Rubber
	136-0044-CW	136-0044-CW-R	Chrome & Stainless Steel	Warm White & Chrome	10' (3m)	White Rubber
	136-0043-CW	136-0043-CW-R	Chrome & Stainless Steel	Warm White & Chrome	6' (1.8m)	Stainless Steel
	136-0042-CP	136-0042-CP-R	Chrome & Stainless Steel	Black & Chrome	6' (1.8m)	Black Rubber
	136-0043-CP	136-0043-CP-R	Chrome & Stainless Steel	Black & Chrome	6' (1.8m)	Stainless Steel
	136-0042-KP	136-0042-KP-R	Black & Stainless Steel	Black & Chrome	6' (1.8m)	Black Rubber
	136-0043-KP	136-0043-KP-R	Black & Stainless Steel	Black & Chrome	6' (1.8m)	Stainless Steel

MARINE
GRADE

RECESSED SHOWERS

NEW
FINISH

NEW
DESIGN

2 3/8" (6 cm)

2 1/4" (5.7 cm)

3 3/8" (8.6 cm)

4 1/8" (10.5 cm)

2 1/4" (5.7 cm)

2 7/8" (7.3 cm)

1 1/8" (2.9 cm)

5 1/4" (13.3 cm)

OFF

SPRAY

SMALL SPRAYER SERIES

Recessed Shower	OEM #	Aftermarket #	Cup & Lid	Sprayer Finish	Hose Length	Hose Type
UV protected heavy duty ABS plastic lid and cup Heavy duty, UV protected, ABS plastic sprayer Complete water shut-off when trigger is not engaged Depressing trigger allows for intermittent water flow – lifting trigger locks it on for continuous water flow Wall-mount (lid opening up or down) or deck-mount Heavy duty pull-out hose Stainless steel mounting screws Single hole mount, 3" , Connection: 1/2" NPS-F	136-0000-AW	136-0000-AW-R	Arctic White	Arctic White	6' (1.8m)	White Rubber
	136-0007-AW	136-0007-AW-R	Arctic White	Arctic White	10' (3m)	White Rubber
	136-0008-AW	136-0008-AW-R	Arctic White	Arctic White	6' (1.8m)	Stainless Steel
	136-0000-WH	137-0000-WH	Warm White	Warm White	6' (1.8m)	White Rubber
	136-0007-WH	136-0007-WH-R	Warm White	Warm White	10' (3m)	White Rubber
	136-0008-WH	136-0008-WH-R	Warm White	Warm White	6' (1.8m)	Stainless Steel
	136-0000-CP	136-0000-CP-R	Chrome	Chrome	6' (1.8m)	Black Rubber
	136-0000-CW	136-0000-CW-R	Chrome	Chrome	6' (1.8m)	White Rubber
	136-0007-CW	136-0007-CW-R	Chrome	Chrome	10' (3m)	White Rubber
	136-0008-CP	136-0008-CP-R	Chrome	Chrome	6' (1.8m)	Stainless Steel
	136-0000-KP	136-0000-KP-R	Black	Black	6' (1.8m)	Black Rubber
	136-0008-KP	136-0008-KP-R	Black	Black	6' (1.8m)	Stainless Steel

NEW
FINISH

NEW
DESIGN

2 3/8" (6 cm)

2 1/4" (5.7 cm)

3 3/8" (8.6 cm)

4 1/8" (10.5 cm)

2 1/4" (5.7 cm)

2 7/8" (7.3 cm)

1 1/8" (2.9 cm)

5 3/4" (14.6 cm)

OFF

SPRAY

HAMMER-HEAD SPRAYER SERIES

Recessed Shower	OEM #	Aftermarket #	Cup & Lid	Sprayer Finish	Hose Length	Hose Type
UV protected heavy duty ABS plastic lid and cup Heavy duty, UV protected, ABS plastic and chrome plated brass sprayer Complete water shut-off when trigger is not engaged Depressing trigger allows for intermittent water flow – lifting trigger locks it on for continuous water flow Wall-mount (lid opening up or down) or deck-mount Heavy duty pull-out hose Stainless steel mounting screws Single hole mount, 3" Ø Connection: 1/2" NPS-F	136-0012-AW	136-0012-AW-R	Arctic White	Arctic White & Chrome	6' (1.8m)	White Rubber
	136-0014-AW	136-0014-AW-R	Arctic White	Arctic White & Chrome	10' (3m)	White Rubber
	136-0016-AW	136-0016-AW-R	Arctic White	Arctic White & Chrome	6' (1.8m)	Stainless Steel
	136-0012-WH	136-0012-WH-R	Warm White	Warm White & Chrome	6' (1.8m)	White Rubber
	136-0014-WH	136-0014-WH-R	Warm White	Warm White & Chrome	10' (3m)	White Rubber
	136-0016-WH	136-0016-WH-R	Warm White	Warm White & Chrome	6' (1.8m)	Stainless Steel
	136-0012-CA	136-0012-CA-R	Chrome	Arctic White & Chrome	6' (1.8m)	White Rubber
	136-0014-CA	136-0014-CA-R	Chrome	Arctic White & Chrome	10' (3m)	White Rubber
	136-0016-CA	136-0016-CA-R	Chrome	Arctic White & Chrome	6' (1.8m)	Stainless Steel
	136-0012-CW	136-0012-CW-R	Chrome	Warm White & Chrome	6' (1.8m)	White Rubber
	136-0014-CW	136-0014-CW-R	Chrome	Warm White & Chrome	10' (3m)	White Rubber
	136-0016-CW	136-0016-CW-R	Chrome	Warm White & Chrome	6' (1.8m)	Stainless Steel
	136-0012-CP	136-0012-CP-R	Chrome	Black & Chrome	6' (1.8m)	Black Rubber
	136-0016-CP	136-0016-CP-R	Chrome	Black & Chrome	6' (1.8m)	Stainless Steel
	136-0012-KP	136-0012-KP-R	Black	Black & Chrome	6' (1.8m)	Black Rubber
	136-0016-KP	136-0016-KP-R	Black	Black & Chrome	6' (1.8m)	Stainless Steel

RECESSED CONTROL VALVES

MARINE GRADE



ReCESSED Control Valve

	OEM #	Aftermarket #	Cup & Lid	Lid Style	Control Valve Finish
• Solid cast 316 stainless steel lid or UV protected heavy duty ABS plastic lid with UV protected heavy duty ABS plastic cup	136-1741-CA	--	Arctic White & Stainless Steel	316 Stainless Steel	Chrome
	136-1741-CW	--	Warm White & Stainless Steel	316 Stainless Steel	Chrome
	136-1741-CP	--	Chrome & Stainless Steel	316 Stainless Steel	Chrome
	136-1741-CK	--	Black & Stainless Steel	316 Stainless Steel	Chrome
	136-1711-CA	--	Arctic White	ABS Plastic	Chrome
• Integrated Aidack™ Control Valve (Hot/Cold)	136-1711-CW	--	Warm White	ABS Plastic	Chrome
	136-1711-CP	--	Chrome	ABS Plastic	Chrome
	136-1711-CK	--	Black	ABS Plastic	Chrome

- All brass valve body with metal handle
- Ceramic disc valve
- Flexible stainless steel braided supply line hoses
- Stainless steel mounting screws
- Single hole mount, 3" Ø
- Connections: 1/2" NPS-M



ReCESSED Control Valve

	OEM #	Aftermarket #	Cup & Lid	Lid Style	Control Valve Finish
• Solid cast 316 stainless steel lid or UV protected heavy duty ABS plastic lid with UV protected heavy duty ABS plastic cup	136-0249-CA	--	Arctic White & Stainless Steel	316 Stainless Steel	Chrome
	136-0249-CW	--	Warm White & Stainless Steel	316 Stainless Steel	Chrome
	136-0249-CP	--	Chrome & Stainless Steel	316 Stainless Steel	Chrome
	136-0249-CK	--	Black & Stainless Steel	316 Stainless Steel	Chrome
• Integrated Trinidad™ Control Valve (Cold Only)	136-0209-CA	--	Arctic White	ABS Plastic	Chrome
	136-0209-CW	--	Warm White	ABS Plastic	Chrome
	136-0209-CP	--	Chrome	ABS Plastic	Chrome
	136-0209-CK	--	Black	ABS Plastic	Chrome

- All brass valve body with metal handle
- Ceramic disc valve
- Flexible stainless steel braided supply line hoses
- Stainless steel mounting screws
- Single hole mount, 3" Ø
- Connections: 1/2" NPS-M

MARINE GRADE

TRANSOM & RECESSED ACCESSORIES



Transom Cup & Lid Set

	OEM #	Aftermarket #	Cup & Lid	Lid Style
• Solid cast 316 stainless steel lid or UV protected heavy duty ABS plastic lid with UV protected heavy duty ABS plastic cup	136-0025-AW	--	Arctic White & Stainless Steel	316 Stainless Steel
	136-0025-WH	--	Warm White & Stainless Steel	316 Stainless Steel
	136-0025-CP	--	Chrome & Stainless Steel	316 Stainless Steel
	136-0025-KP	--	Black & Stainless Steel	316 Stainless Steel
• Vertical wall-mount, horizontal wall-mount (lid opening up or down) or deck-mount	136-0010-AW	--	Arctic White	ABS Plastic
	136-0010-WH	--	Warm White	ABS Plastic
	136-0010-CP	--	Chrome	ABS Plastic
	136-0010-KP	--	Black	ABS Plastic


- Stainless steel lid with gasket forms a tighter seal when lid is closed to prevent water from penetrating (NOTE: not guaranteed to be water-tight)
- Stainless steel mounting screws
- Two hole mount, 3" Ø (2 1/2" - 2 5/8" CC)
- For use with Ambassador Marine Transom Showers and Control Valves



ReCESSED Cup & Lid Set

	OEM #	Aftermarket #	Cup & Lid	Lid Style
• Solid cast 316 stainless steel lid or UV protected heavy duty ABS plastic lid with UV protected heavy duty ABS plastic cup	136-0015-AW	--	Arctic White & Stainless Steel	316 Stainless Steel
	136-0015-WH	--	Warm White & Stainless Steel	316 Stainless Steel
	136-0015-CP	--	Chrome & Stainless Steel	316 Stainless Steel
	136-0015-KP	--	Black & Stainless Steel	316 Stainless Steel
• Wall-mount (lid opening up or down) or deck-mount	136-0005-AW	--	Arctic White	ABS Plastic
	136-0005-WH	--	Warm White	ABS Plastic
	136-0005-CP	--	Chrome	ABS Plastic
	136-0005-KP	--	Black	ABS Plastic

- New stainless steel lid with gasket and redesigned ABS plastic cup form a tighter seal when lid is closed to prevent water from penetrating (NOTE: not guaranteed to be water-tight)
- Stainless steel mounting screws
- Single hole mount, 3" Ø
- For use with Ambassador Marine ReCESSED Showers and Control Valves



	OEM #	Aftermarket #	Finish
	136-0090-KP	137-0090-KP	Black

- Breathable nylon mesh
- 4x fastening push-in plastic rivets
- Easy installation
- Side or bottom supply access with plastic tie to secure
- Works with all Ambassador Marine Transom and ReCESSED Shower styles

DECK-MOUNT SPRAYERS

MARINE
GRADE

NEW
FINISH

NEW
HOLDER

OFF

SPRAY

Deck-Mount Sprayer

With Elbow

SMALL SPRAYER SERIES

	OEM #	Aftermarket #	Sprayer Finish	Integrated Hook	Hose Length	Hose Type
• Heavy duty, UV protected, ABS plastic and chrome plated brass sprayer	134-0009-AW	134-0009-AW-R	Arctic White & Chrome	Yes	6' (1.8m)	White Rubber
	134-0033-AW	134-0033-AW-R	Arctic White & Chrome	Yes	10' (3m)	White Rubber
• Complete water shut-off when trigger is not engaged	134-0031-AW	134-0031-AW-R	Arctic White & Chrome	Yes	6' (1.8m)	Stainless Steel
	134-0020-AW	134-0020-AW-R	Arctic White & Chrome	No	6' (1.8m)	White Rubber
• Depressing trigger allows for intermittent water flow – lifting trigger locks it on for continuous water flow	134-0048-AW	134-0048-AW-R	Arctic White & Chrome	No	10' (3m)	White Rubber
	134-0036-AW	134-0036-AW-R	Arctic White & Chrome	No	6' (1.8m)	Stainless Steel
• Ultra-low profile, chrome plated brass deck holder	134-0009-WH	134-0009-WH-R	Warm White & Chrome	Yes	6' (1.8m)	White Rubber
	134-0033-WH	134-0033-WH-R	Warm White & Chrome	Yes	10' (3m)	White Rubber
• Heavy duty pull-out hose	134-0031-WH	134-0031-WH-R	Warm White & Chrome	Yes	6' (1.8m)	Stainless Steel
	134-0020-WH	134-0020-WH-R	Warm White & Chrome	No	6' (1.8m)	White Rubber
• Single hole mount, 1" - 1 1/4" Ø	134-0048-WH	134-0048-WH-R	Warm White & Chrome	No	10' (3m)	White Rubber
	134-0036-WH	134-0036-WH-R	Warm White & Chrome	No	6' (1.8m)	Stainless Steel
• Connection: 1/2" NPS-F	134-0009-CP	134-0009-CP-R	Chrome	Yes	6' (1.8m)	Black Rubber
	134-0009-CW	134-0009-CW-R	Chrome	Yes	6' (1.8m)	White Rubber
	134-0033-CW	134-0033-CW-R	Chrome	Yes	10' (3m)	White Rubber
	134-0031-CP	134-0031-CP-R	Chrome	Yes	6' (1.8m)	Stainless Steel
	134-0020-CP	134-0020-CP-R	Chrome	No	6' (1.8m)	Black Rubber
	134-0020-CW	134-0020-CW-R	Chrome	No	6' (1.8m)	White Rubber
	134-0048-CW	134-0048-CW-R	Chrome	No	10' (3m)	White Rubber
	134-0036-CP	134-0036-CP-R	Chrome	No	6' (1.8m)	Stainless Steel
	134-0009-KP	134-0009-KP-R	Black & Chrome	Yes	6' (1.8m)	Black Rubber
	134-0031-KP	134-0031-KP-R	Black & Chrome	Yes	6' (1.8m)	Stainless Steel
	134-0020-KP	134-0020-KP-R	Black & Chrome	No	6' (1.8m)	Black Rubber
	134-0036-KP	134-0036-KP-R	Black & Chrome	No	6' (1.8m)	Stainless Steel

NEW
FINISH

NEW
HOLDER

OFF

SPRAY

Deck-Mount Sprayer

With Elbow

HAMMER-HEAD SPRAYER SERIES

	OEM #	Aftermarket #	Sprayer Finish	Integrated Hook	Hose Length	Hose Type
• Heavy duty, UV protected, ABS plastic and chrome plated brass sprayer	134-0041-AW	134-0041-AW-R	Arctic White & Chrome	No	6' (1.8m)	White Rubber
	134-0043-AW	134-0043-AW-R	Arctic White & Chrome	No	10' (3m)	White Rubber
• Complete water shut-off when trigger is not engaged	134-0045-AW	134-0045-AW-R	Arctic White & Chrome	No	6' (1.8m)	Stainless Steel
	134-0041-WH	134-0041-WH-R	Warm White & Chrome	No	6' (1.8m)	White Rubber
• Depressing trigger allows for intermittent water flow – lifting trigger locks it on for continuous water flow	134-0043-WH	134-0043-WH-R	Warm White & Chrome	No	10' (3m)	White Rubber
	134-0045-WH	134-0045-WH-R	Warm White & Chrome	No	6' (1.8m)	Stainless Steel
• Ultra-low profile or elite low profile, chrome plated brass deck holder	134-0041-KP	134-0041-KP-R	Black & Chrome	No	6' (1.8m)	Black Rubber
	134-0045-KP	134-0045-KP-R	Black & Chrome	No	6' (1.8m)	Stainless Steel

MARINE
GRADE

DECK-MOUNT SPRAYERS

NEW
HOLDER

OFF

SPRAY

Deck-Mount Sprayer

With Elbow

LARGE SPRAYER SERIES

	OEM #	Aftermarket #	Sprayer Finish	Integrated Hook	Hose Length	Hose Type
• Heavy duty, UV protected, ABS plastic and chrome plated brass sprayer	134-0008-WH	134-0008-WH-R	Warm White & Chrome	Yes	6' (1.8m)	White Rubber
	134-0058-WH	134-0058-WH-R	Warm White & Chrome	Yes	10' (3m)	White Rubber
• Complete water shut-off when trigger is not engaged	134-0057-WH	134-0057-WH-R	Warm White & Chrome	Yes	6' (1.8m)	Stainless Steel
	134-0059-WH	134-0059-WH-R	Warm White & Chrome	No	6' (1.8m)	White Rubber
• Depressing trigger allows for intermittent water flow – lifting trigger locks it on for continuous water flow	134-0061-WH	134-0061-WH-R	Warm White & Chrome	No	10' (3m)	White Rubber
	134-0060-WH	134-0060-WH-R	Warm White & Chrome	No	6' (1.8m)	Stainless Steel
• Ultra-low profile, chrome plated brass deck holder	134-0008-CP	134-0008-CP-R	Chrome	Yes	6' (1.8m)	Black Rubber
	134-0008-CW	134-0008-CW-R	Chrome	Yes	6' (1.8m)	White Rubber
• Heavy duty pull-out hose	134-0058-CW	134-0058-CW-R	Chrome	Yes	10' (3m)	White Rubber
	134-0057-CP	134-0057-CP-R	Chrome	Yes	6' (1.8m)	Stainless Steel
• Single hole mount, 1" - 1 1/4" Ø	134-0059-CP	134-0059-CP-R	Chrome	No	6' (1.8m)	Black Rubber
	134-0059-CW	134-0059-CW-R	Chrome	No	6' (1.8m)	White Rubber
• Connection: 1/2" NPS-F	134-0061-CW	134-0061-CW-R	Chrome	No	10' (3m)	White Rubber
	134-0060-CP	134-0060-CP-R	Chrome	No	6' (1.8m)	Stainless Steel
	134-0008-KP	134-0008-KP-R	Black & Chrome	Yes	6' (1.8m)	Black Rubber
	134-0057-KP	134-0057-KP-R	Black & Chrome	Yes	6' (1.8m)	Stainless Steel
	134-0059-KP	134-0059-KP-R	Black & Chrome	No	6' (1.8m)	Black Rubber
	134-0060-KP	134-0060-KP-R	Black & Chrome	No	6' (1.8m)	Stainless Steel

NEW
FINISH

NEW
HOLDER

AERATE

SPRAY

STAND-BY

Deck-Mount Sprayer

With Elbow

CLASSIC SPRAYER SERIES

	OEM #	Aftermarket #	Sprayer Finish	Integrated Hook	Hose Length	Hose Type
• 2-function spray/aerated stream with water conserving "stand-by" button (NOTE: "stand-by" is NOT a complete water shut-off, it allows a small amount of water to continue to trickle)	134-0012-AW	134-0012-AW-R	Arctic White & Chrome	--	6' (1.8m)	White Rubber
	134-0035-AW	134-0035-AW-R	Arctic White & Chrome	--	10' (3m)	White Rubber
• Heavy duty, UV protected, ABS plastic and chrome plated brass sprayer	134-0034-AW	134-0034-AW-R	Arctic White & Chrome	--	6' (1.8m)	Stainless Steel
	134-0012-WH	134-0012-WH-R	Warm White & Chrome	--	6' (1.8m)	White Rubber
• Ultra-low profile, chrome plated brass deck holder	134-0035-WH	134-0035-WH-R	Warm White & Chrome	--	10' (3m)	White Rubber
	134-0034-WH	134-0034-WH-R	Warm White & Chrome	--	6' (1.8m)	Stainless Steel
• Heavy duty pull-out hose	134-0012-KP	134-0012-KP-R	Black & Chrome	--	6' (1.8m)	Black Rubber
	134-0034-KP	134-0034-KP-R	Black & Chrome	--	6' (1.8m)	Stainless Steel

DECK-MOUNT SPRAYERS

MARINE
GRADE

NEW
FINISH

NEW
HOLDER

Deck-Mount Sprayer

SMALL SPRAYER SERIES

	OEM #	Aftermarket #	Sprayer Finish	Integrated Hook	Hose Length	Hose Type
• Heavy duty, UV protected, ABS plastic sprayer	134-0011-AW	134-0011-AW-R	Arctic White	Yes	6' (1.8m)	White Rubber
• Complete water shut-off when trigger is not engaged	134-0021-AW	134-0021-AW-R	Arctic White	Yes	10' (3m)	White Rubber
• Depressing trigger allows for intermittent water flow – lifting trigger locks it on for continuous water flow	134-0023-AW	134-0023-AW-R	Arctic White	Yes	6' (1.8m)	Stainless Steel
• Ultra-low profile, chrome plated brass deck holder	134-0049-AW	134-0049-AW-R	Arctic White	No	6' (1.8m)	White Rubber
• Heavy duty pull-out hose	134-0051-AW	134-0051-AW-R	Arctic White	No	10' (3m)	White Rubber
• Single hole mount, 1" - 1 1/4" Ø	134-0050-AW	134-0050-AW-R	Arctic White	No	6' (1.8m)	Stainless Steel
• Connection: 1/2" NPS-F	134-0011-WH	135-0011-WH	Warm White	Yes	6' (1.8m)	White Rubber
	134-0021-WH	134-0021-WH-R	Warm White	Yes	10' (3m)	White Rubber
	134-0023-WH	134-0023-WH-R	Warm White	Yes	6' (1.8m)	Stainless Steel
	134-0049-WH	134-0049-WH-R	Warm White	No	6' (1.8m)	White Rubber
	134-0051-WH	134-0051-WH-R	Warm White	No	10' (3m)	White Rubber
	134-0050-WH	134-0050-WH-R	Warm White	No	6' (1.8m)	Stainless Steel
	134-0011-CP	134-0011-CP-R	Chrome	Yes	6' (1.8m)	Black Rubber
	134-0011-CW	134-0011-CW-R	Chrome	Yes	6' (1.8m)	White Rubber
	134-0021-CW	134-0021-CW-R	Chrome	Yes	10' (3m)	White Rubber
	134-0023-CP	134-0023-CP-R	Chrome	Yes	6' (1.8m)	Stainless Steel
	134-0049-CP	134-0049-CP-R	Chrome	No	6' (1.8m)	Black Rubber
	134-0049-CW	134-0049-CW-R	Chrome	No	6' (1.8m)	White Rubber
	134-0051-CW	134-0051-CW-R	Chrome	No	10' (3m)	White Rubber
	134-0050-CP	134-0050-CP-R	Chrome	No	6' (1.8m)	Stainless Steel
	134-0011-KP	134-0011-KP-R	Black	Yes	6' (1.8m)	Black Rubber
	134-0023-KP	134-0023-KP-R	Black	Yes	6' (1.8m)	Stainless Steel
	134-0049-KP	134-0049-KP-R	Black	No	6' (1.8m)	Black Rubber
	134-0050-KP	134-0050-KP-R	Black	No	6' (1.8m)	Stainless Steel

NEW
FINISH

NEW
HOLDER

Deck-Mount Sprayer

HAMMER-HEAD SPRAYER SERIES

	OEM #	Aftermarket #	Sprayer Finish	Integrated Hook	Hose Length	Hose Type
• Heavy duty, UV protected, ABS plastic and chrome plated brass sprayer	134-0040-AW	134-0040-AW-R	Arctic White & Chrome	No	6' (1.8m)	White Rubber
• Complete water shut-off when trigger is not engaged	134-0042-AW	134-0042-AW-R	Arctic White & Chrome	No	10' (3m)	White Rubber
• Depressing trigger allows for intermittent water flow – lifting trigger locks it on for continuous water flow	134-0044-AW	134-0044-AW-R	Arctic White & Chrome	No	6' (1.8m)	Stainless Steel
• Ultra-low profile or elite low profile, chrome plated brass deck holder	134-0040-WH	134-0040-WH-R	Warm White & Chrome	No	6' (1.8m)	White Rubber
• Heavy duty pull-out hose	134-0042-WH	134-0042-WH-R	Warm White & Chrome	No	10' (3m)	White Rubber
• Single hole mount, 1" - 1 1/4" Ø	134-0044-WH	134-0044-WH-R	Warm White & Chrome	No	6' (1.8m)	Stainless Steel
• Connection: 1/2" NPS-F	134-0040-KP	134-0040-KP-R	Black & Chrome	No	6' (1.8m)	Black Rubber
	134-0044-KP	134-0044-KP-R	Black & Chrome	No	6' (1.8m)	Stainless Steel

MARINE
GRADE

DECK-MOUNT SPRAYERS

NEW
HOLDER

Deck-Mount Sprayer

LARGE SPRAYER SERIES

	OEM #	Aftermarket #	Sprayer Finish	Integrated Hook	Hose Length	Hose Type
• Heavy duty, UV protected, ABS plastic sprayer	134-0010-WH	--	Warm White	Yes	6' (1.8m)	White Rubber
• Complete water shut-off when trigger is not engaged	134-0053-WH	--	Warm White	Yes	10' (3m)	White Rubber
• Depressing trigger allows for intermittent water flow – lifting trigger locks it on for continuous water flow	134-0052-WH	--	Warm White	Yes	6' (1.8m)	Stainless Steel
• Ultra-low profile, chrome plated brass deck holder	134-0054-WH	--	Warm White	No	6' (1.8m)	White Rubber
• Heavy duty pull-out hose	134-0056-WH	--	Warm White	No	10' (3m)	White Rubber
• Single hole mount, 1" - 1 1/4" Ø	134-0055-WH	--	Warm White	No	6' (1.8m)	Stainless Steel
• Connection: 1/2" NPS-F	134-0010-CP	--	Chrome	Yes	6' (1.8m)	Black Rubber
	134-0010-CW	--	Chrome	Yes	6' (1.8m)	White Rubber
	134-0053-CW	--	Chrome	Yes	10' (3m)	White Rubber
	134-0052-CP	--	Chrome	Yes	6' (1.8m)	Stainless Steel
	134-0054-CP	--	Chrome	No	6' (1.8m)	Black Rubber
	134-0054-CW	--	Chrome	No	6' (1.8m)	White Rubber
	134-0056-CW	--	Chrome	No	10' (3m)	White Rubber
	134-0055-CP	--	Chrome	No	6' (1.8m)	Stainless Steel
	134-0010-KP	--	Black	Yes	6' (1.8m)	Black Rubber
	134-0052-KP	--	Black	Yes	6' (1.8m)	Stainless Steel
	134-0054-KP	--	Black	No	6' (1.8m)	Black Rubber
	134-0055-KP	--	Black	No	6' (1.8m)	Stainless Steel

Bulkhead Sprayer Holders

sold separately (see page 39)

CONTROL VALVES

COLD ONLY

MARINE
GRADE

NEW
DESIGN

C
ONLY

Control Valve

Thin Wall / Fiberglass Mount

TRINIDAD™ SERIES

OEM #	Aftermarket #	Finish
136-0204-CP	--	Chrome

- Wall or deck mounting option
- Designed for thin (fiberglass) walls/surfaces
- All brass valve body with metal handle
- Flexible stainless steel braided supply line hoses
- Ceramic disc valve
- Easy installation – mounts directly to bulkhead/deck (no strapping required)
- Single hole mount, 1 1/4" Ø
- Connections: 1/2" NPS-M

CONTROL VALVES

HOT/COLD

MARINE GRADE



Control Valve

Thin Wall / Fiberglass Mount

- Wall or deck mounting option
- Designed for thin (fiberglass) walls/surfaces
- All brass valve body with metal handle
- Flexible stainless steel braided supply line hoses
- Ceramic disc valve
- Easy installation – mounts directly to bulkhead/deck (no strapping required)
- Single hole mount, 1 1/4" Ø
- Connections: 1/2" NPS-M

OEM #	Aftermarket #	Finish
136-1706-CP	--	Chrome



Control Valve

Thin Wall / Fiberglass Mount

- Wall or deck mounting option
- Designed for thin (fiberglass) walls/surfaces
- All brass valve body with metal handle
- Flexible stainless steel braided supply line hoses
- Ceramic disc valve
- Easy installation – mounts directly to bulkhead/deck (no strapping required)
- Single hole mount, 1 1/4" Ø
- Connections: 1/2" NPS-M

OEM #	Aftermarket #	Finish
136-2006-CP	--	Chrome
136-2006-NP	--	Brushed Nickel



Control Valve

Thin Wall / Fiberglass Mount

- Wall or deck mounting option
- Designed for thin (fiberglass) walls/surfaces
- All brass valve body with metal handle
- Ceramic disc valve
- Easy installation – mounts directly to bulkhead/deck (no strapping required)
- Single hole mount, 1 1/4" Ø
- Connections: 1/2" NPS-M

OEM #	Aftermarket #	Finish
136-0106-CP≈	--	Chrome

MARINE GRADE

WATER INLETS & OUTLETS



Water Inlet

- Solid cast 316 stainless steel body and spin-nut
- Vinyl coated steel cable with chrome plated heavy duty ABS plastic cap
- Uses #8 fasteners (not included)
- Single hole mount, 1 1/4" Ø
- Connections: 3/4" NH-F (standard garden hose) to 1/2" NPT-F

OEM #	Aftermarket #	Finish
P56-0191-SS	P56-0190-SS	Stainless Steel & Chrome



Water Outlet

- Solid cast 316 stainless steel body
- Vinyl coated steel cable with chrome plated heavy duty ABS plastic cap
- Uses #8 fasteners (not included)
- Single hole mount, 1 1/4" Ø
- Connections: 3/4" NH-M (standard garden hose) to 1/2" NPT-F

OEM #	Aftermarket #	Finish
P56-0201-SS	P56-0200-SS	Stainless Steel & Chrome

MARINE GRADE

SPIGOTS



Stainless Steel Spigot

- All cast 316 stainless steel body and handle
- All 316 stainless steel compression cartridge
- All 316 stainless steel mounting hardware
- Wall or deck mounting option
- Single hole mount, 3/4" - 1" Ø
- Connections: 1/2" NPS-M supply to 3/4" NH-M (standard garden hose)

OEM #	Aftermarket #	Finish
--	133-0216-SS	Stainless Steel



SOLACE 415CS
FEATURING AIDACK™ ELITE FOLDING FAUCET# 132-1726-CP
& BUILD-IN SOAP DISPENSER# 130-0011-CP
& STAINLESS STEEL SINK# S44-1610-UM



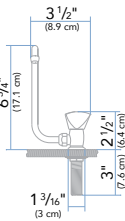
Folding Tap

- Spout rotates 180° front/back
- All brass body and spout with metal handle
- Compression valve
- Single hole mount, 3/4" - 1" Ø
- Connection: 1/2" NPS-M



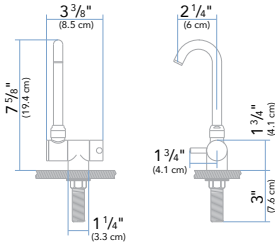
TRINIDAD™ SERIES

OEM #	Aftermarket #	Finish
- -	133-0208-CP	Chrome



Elite Folding Tap J-Spout

- Spout rotates 180° front/back and swivels 180° side/side
- All brass body and spout with metal handle
- Ceramic disc valve
- Single hole mount, 3/4" - 1" Ø
- Connection: 1/2" NPS-M



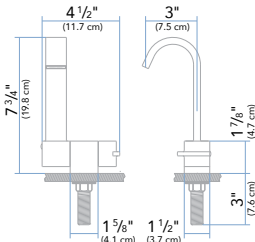
AIDACK™ SERIES

OEM #	Aftermarket #	Finish
132-1709-CP	- -	Chrome



Elite Folding Tap J-Spout

- Spout rotates 180° front/back and swivels 180° side/side
- All brass body and ribbon spout with metal handle
- Ceramic disc valve
- Single hole mount, 3/4" - 1" Ø
- Connection: 1/2" NPS-M



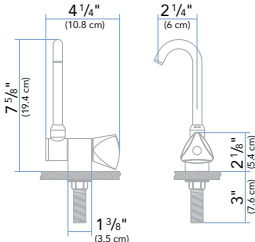
ARTAINE™ SERIES

OEM #	Aftermarket #	Finish
132-2009-CP	- -	Chrome
132-2009-NP	- -	Brushed Nickel



Elite Folding Tap J-Spout

- Spout rotates 180° front/back and swivels 180° side/side
- All brass body and spout with metal handle
- Ceramic disc valve
- Single hole mount, 3/4" - 1" Ø
- Connection: 1/2" NPS-M



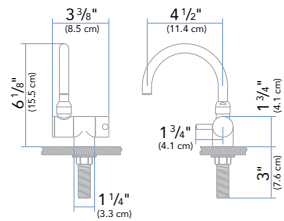
TRINIDAD™ SERIES

OEM #	Aftermarket #	Finish
- -	133-0209-CP	Chrome



Elite Folding Tap Arc Spout

- Spout rotates 180° front/back and swivels 180° side/side
- All brass body and spout with metal handle
- Ceramic disc valve
- Single hole mount, 3/4" - 1" Ø
- Connection: 1/2" NPS-M



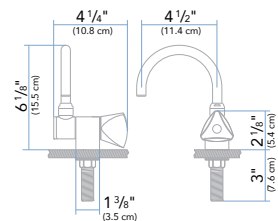
AIDACK™ SERIES

OEM #	Aftermarket #	Finish
132-1729-CP	- -	Chrome



Elite Folding Tap Arc Spout

- Spout rotates 180° front/back and swivels 180° side/side
- All brass body and spout with metal handle
- Ceramic disc valve
- Single hole mount, 3/4" - 1" Ø
- Connection: 1/2" NPS-M



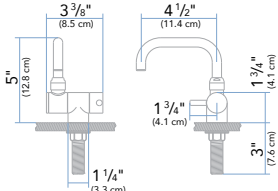
TRINIDAD™ SERIES

OEM #	Aftermarket #	Finish
132-0229-CP	- -	Chrome



Elite Folding Tap Angled Spout

- Spout rotates 180° front/back and swivels 180° side/side
- All brass body and spout with metal handle
- Ceramic disc valve
- Single hole mount, 3/4" - 1" Ø
- Connection: 1/2" NPS-M



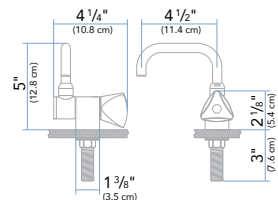
AIDACK™ SERIES

OEM #	Aftermarket #	Finish
132-1739-CP	- -	Chrome



Elite Folding Tap Angled Spout

- Spout rotates 180° front/back and swivels 180° side/side
- All brass body and spout with metal handle
- Ceramic disc valve
- Single hole mount, 3/4" - 1" Ø
- Connection: 1/2" NPS-M



TRINIDAD™ SERIES

OEM #	Aftermarket #	Finish
132-0239-CP	- -	Chrome



Elite Folding Faucet

J-Spout

- Spout rotates 180° front/back and swivels 180° side/side
- All brass body and spout with metal handle
- Flexible stainless steel braided supply line hoses
- Ceramic disc valve
- Single hole mount, 1" Ø
- Connections: 1/2" NPS-M



AIDACK™ SERIES

OEM #	Aftermarket #	Finish
132-1725-CP	--	Chrome



Elite Folding Faucet

J-Spout

- Spout rotates 180° front/back and swivels 180° side/side
- All brass body and ribbon spout with metal handle
- Flexible stainless steel braided supply line hoses
- Ceramic disc valve
- Single hole mount, 1" Ø
- Connections: 1/2" NPS-M



ARTAINE™ SERIES

OEM #	Aftermarket #	Finish
132-2025-CP	--	Chrome
132-2025-NP	--	Brushed Nickel



Elite Folding Faucet

J-Spout

- Spout rotates 180° front/back and swivels 180° side/side
- All brass body and spout with metal handles
- Ceramic disc valves
- Two hole mount, 3/4" - 1" Ø (2 1/2" - 2 3/4" CC)
- Connections: 1/2" NPS-M



TRINIDAD™ SERIES

OEM #	Aftermarket #	Finish
--	133-0210-CP	Chrome



EDGEWATER 200CC
FEATURING DECK-MOUNT SPRAYER# 134-0009-CP



Elite Folding Faucet

Arc Spout

- Spout rotates 180° front/back and swivels 180° side/side
- All brass body and spout with metal handle
- Flexible stainless steel braided supply line hoses
- Ceramic disc valve
- Single hole mount, 1" Ø
- Connections: 1/2" NPS-M



AIDACK™ SERIES

OEM #	Aftermarket #	Finish
132-1726-CP	--	Chrome



Elite Folding Faucet

Arc Spout

- Spout rotates 180° front/back and swivels 180° side/side
- All brass body and spout with metal handles
- Ceramic disc valves
- Two hole mount, 3/4" - 1" Ø (2 1/2" - 2 3/4" CC)
- Connections: 1/2" NPS-M



TRINIDAD™ SERIES

OEM #	Aftermarket #	Finish
132-0230-CP	--	Chrome



Elite Folding Faucet

Angled Spout

- Spout rotates 180° front/back and swivels 180° side/side
- All brass body and spout with metal handle
- Flexible stainless steel braided supply line hoses
- Ceramic disc valve
- Single hole mount, 1" Ø
- Connections: 1/2" NPS-M



AIDACK™ SERIES

OEM #	Aftermarket #	Finish
132-1727-CP	--	Chrome



Elite Folding Faucet

Angled Spout

- Spout rotates 180° front/back and swivels 180° side/side
- All brass body and spout with metal handles
- Ceramic disc valves
- Two hole mount, 3/4" - 1" Ø (2 1/2" - 2 3/4" CC)
- Connections: 1/2" NPS-M



TRINIDAD™ SERIES

OEM #	Aftermarket #	Finish
132-0240-CP	--	Chrome

PULL-OUT TAPS

COLD ONLY

MARINE GRADE



Pull-Out Deck Tap

AIDACK™ / CLASSIC SPRAYER SERIES

	OEM #	Aftermarket #	Body Finish	Sprayer Finish	Hose Length	Hose Type
• 2-function spray/aerated stream with water conserving "stand-by" button (NOTE: "stand-by" is NOT a complete water shut-off, it allows a small amount of water to continue to trickle)	134-1712-CA	--	Chrome	Arctic White & Chrome w/Locking Teeth	6' (1.8m)	White Rubber
	134-1735-CA	--	Chrome	Arctic White & Chrome w/Locking Teeth	10' (3m)	White Rubber
	134-1734-CA	--	Chrome	Arctic White & Chrome w/Locking Teeth	6' (1.8m)	Stainless Steel
• Heavy duty, UV protected, ABS plastic and chrome plated brass sprayer	134-1712-CW	--	Chrome	Warm White & Chrome w/Locking Teeth	6' (1.8m)	White Rubber
	134-1735-CW	--	Chrome	Warm White & Chrome w/Locking Teeth	10' (3m)	White Rubber
	134-1734-CW	--	Chrome	Warm White & Chrome w/Locking Teeth	6' (1.8m)	Stainless Steel
• Heavy duty pull-out hose	134-1712-CK	--	Chrome	Black & Chrome w/Locking Teeth	6' (1.8m)	Black Rubber
	134-1734-CK	--	Chrome	Black & Chrome w/Locking Teeth	6' (1.8m)	Stainless Steel

- All brass body with locking teeth and metal handle
- Flexible stainless steel braided supply line hose
- Ceramic disc valve
- Two hole mount, 1" Ø (1" - 1 1/8" CC)
- Connection: 1/2" NPS-M
- "Locking Teeth" prevent sprayer from rotating while in faucet body or bulkhead holder

Bulkhead Sprayer Holder
with Ambassador Marine's unique LOCKING TEETH
sold separately (see page 39)



Pull-Out Deck Tap

AIDACK™ / SMALL SPRAYER SERIES

	OEM #	Aftermarket #	Body Finish	Sprayer Finish	Hose Length	Hose Type
• Heavy duty, UV protected, ABS plastic and chrome plated brass sprayer	134-1720-CA	--	Chrome	Arctic White & Chrome w/Locking Teeth	6' (1.8m)	White Rubber
	134-1748-CA	--	Chrome	Arctic White & Chrome w/Locking Teeth	10' (3m)	White Rubber
	134-1736-CA	--	Chrome	Arctic White & Chrome w/Locking Teeth	6' (1.8m)	Stainless Steel
• Complete water shut-off when trigger is not engaged	134-1720-CW	--	Chrome	Warm White & Chrome w/Locking Teeth	6' (1.8m)	White Rubber
	134-1748-CW	--	Chrome	Warm White & Chrome w/Locking Teeth	10' (3m)	White Rubber
	134-1736-CW	--	Chrome	Warm White & Chrome w/Locking Teeth	6' (1.8m)	Stainless Steel
• Depressing trigger allows for intermittent water flow – lifting trigger locks it on for continuous water flow	134-1720-CP	--	Chrome	Chrome w/Locking Teeth	6' (1.8m)	Black Rubber
	134-1736-CP	--	Chrome	Chrome w/Locking Teeth	6' (1.8m)	Stainless Steel
• Heavy duty pull-out hose	134-1720-CK	--	Chrome	Black & Chrome w/Locking Teeth	6' (1.8m)	Black Rubber
	134-1736-CK	--	Chrome	Black & Chrome w/Locking Teeth	6' (1.8m)	Stainless Steel

- All brass body with locking teeth and metal handle
- Flexible stainless steel braided supply line hose
- Ceramic disc valve
- Two hole mount, 1" Ø (1" - 1 1/8" CC)
- Connection: 1/2" NPS-M
- "Locking Teeth" prevent sprayer from rotating while in faucet body or bulkhead holder

Bulkhead Sprayer Holder
with Ambassador Marine's unique LOCKING TEETH
sold separately (see page 39)



MARINE GRADE

COLD ONLY

PULL-OUT TAPS



Pull-Out Deck Tap

AIDACK™ / KITCHEN SPRAYER SERIES

	OEM #	Aftermarket #	Body Finish	Sprayer Finish	Hose Length	Hose Type
• 2-function spray/aerated stream	134-1777-CW	--	Chrome	Chrome w/Locking Teeth	6' (1.8m)	White Rubber
	134-1777-CP	--	Chrome	Chrome w/Locking Teeth	6' (1.8m)	Black Rubber
	134-1779-CW	--	Chrome	Chrome w/Locking Teeth	10' (3m)	White Rubber
• Heavy duty pull-out hose	134-1778-CW	--	Chrome	Chrome w/Locking Teeth	6' (1.8m)	Stainless Steel
	134-1778-CP	--	Chrome	Chrome w/Locking Teeth	6' (1.8m)	Stainless Steel

- All brass body with locking teeth and metal handle
- Flexible stainless steel braided supply line hose
- Ceramic disc valve
- Two hole mount, 1" Ø (1" - 1 1/8" CC)
- Connection: 1/2" NPS-M
- "Locking Teeth" prevent sprayer from rotating while in faucet body or bulkhead holder

Bulkhead Sprayer Holder
with Ambassador Marine's unique LOCKING TEETH
sold separately (see page 39)



Pull-Out Deck Tap

AIDACK™ / LARGE SPRAYER SERIES

	OEM #	Aftermarket #	Body Finish	Sprayer Finish	Hose Length	Hose Type
• Heavy duty, UV protected, ABS plastic and chrome plated brass sprayer	134-1759-CW∞	--	Chrome	Warm White & Chrome w/Locking Teeth	6' (1.8m)	White Rubber
	134-1761-CW∞	--	Chrome	Warm White & Chrome w/Locking Teeth	10' (3m)	White Rubber
	134-1760-CW∞	--	Chrome	Warm White & Chrome w/Locking Teeth	6' (1.8m)	Stainless Steel
• Complete water shut-off when trigger is not engaged	134-1759-CP∞	--	Chrome	Chrome w/Locking Teeth	6' (1.8m)	Black Rubber
	134-1760-CP∞	--	Chrome	Chrome w/Locking Teeth	6' (1.8m)	Stainless Steel
	134-1759-CK∞	--	Chrome	Black & Chrome w/Locking Teeth	6' (1.8m)	Black Rubber
• Depressing trigger allows for intermittent water flow – lifting trigger locks it on for continuous water flow	134-1760-CK∞	--	Chrome	Black & Chrome w/Locking Teeth	6' (1.8m)	Stainless Steel

- Heavy duty pull-out hose
- All brass body with locking teeth and metal handle
- Flexible stainless steel braided supply line hose
- Ceramic disc valve
- Two hole mount, 1" Ø (1" - 1 1/8" CC)
- Connection: 1/2" NPS-M
- "Locking Teeth" prevent sprayer from rotating while in faucet body or bulkhead holder

Bulkhead Sprayer Holder
with Ambassador Marine's unique LOCKING TEETH
sold separately (see page 39)



PULL-OUT FAUCETS

HOT/COLD

MARINE
GRADE

NEW
ITEM

H/C
MIXER





AERATE

SPRAY

Pull-Out Galley Faucet

AIDACK™ SERIES

OEM #	Aftermarket #	Finish	Sprayer Type	Hose Length	Hose Type
--	133-1734-CP	Chrome	2-Function	6' (1.8m)	Stainless Steel
132-1735-CP	--	Chrome	2-Function	10' (3m)	Stainless Steel

- 2-function spray/aerated stream pull-out slim wand sprayer
- Heavy duty pull-out hose with retraction and quick-connect fitting
- All brass body and high arc swivel spout with metal handles
- Flexible stainless steel braided supply line hoses
- Ceramic disc valves
- Easy-Grip mounting hardware
- Single hole mount, 1 1/4" Ø
- Connections: 1/2" NPS-M

NEW
ITEM

H/C
MIXER





AERATE

SPRAY

Pull-Out Galley Faucet

IRVA™ SERIES

OEM #	Aftermarket #	Finish	Sprayer Type	Hose Length	Hose Type
132-2112-CP	--	Chrome	2-Function	4' (1.2m)	Stainless Steel
132-2112-NP	--	Brushed Nickel	2-Function	4' (1.2m)	Stainless Steel

- 2-function spray/aerated stream pull-out sprayer
- Heavy duty pull-out hose with retraction and quick-connect fitting
- Swivel spout
- Flexible stainless steel braided supply line hoses
- Ceramic disc valve
- Easy-Grip mounting hardware
- Single hole mount, 1 1/4" Ø
- Connections: 1/2" NPS-M

NEW
DESIGN

H/C
MIXER





AERATE

SPRAY

Pull-Out Galley Faucet

NAUTILUS™ SERIES

OEM #	Aftermarket #	Finish	Sprayer Type	Hose Length	Hose Type
132-1003-NP	--	Brushed Nickel	2-Function	4' (1.2m)	Stainless Steel

- 2-function spray/aerated stream pull-out sprayer
- Heavy duty pull-out hose with retraction and quick-connect fitting
- Swivel spout
- Flexible stainless steel braided supply line hoses
- Ceramic disc valve
- Single hole mount, 1 1/4" Ø
- Connections: 1/2" NPS-M

Built-In Soap Dispensers

sold separately (see page 31)



MARINE
GRADE

HOT/COLD

PULL-OUT FAUCETS

NEW
DESIGN

H/C
MIXER





AERATE

SPRAY

Pull-Out Galley Faucet

PACIFICA™ (UNIVERSAL) SERIES

OEM #	Aftermarket #	Finish	Sprayer Type	Hose Length	Hose Type
132-0003-CP	--	Chrome	2-Function	4' (1.2m)	Stainless Steel
132-0031-CP	--	Chrome	2-Function	6' (1.8m)	Stainless Steel
132-0003-NP	--	Brushed Nickel	2-Function	4' (1.2m)	Stainless Steel
132-0031-NP	--	Brushed Nickel	2-Function	6' (1.8m)	Stainless Steel

- 2-function spray/aerated stream pull-out sprayer
- Heavy duty pull-out hose with retraction and quick-connect fitting
- Swivel spout
- Flexible stainless steel braided supply line hoses
- Ceramic disc valve
- Easy-Grip mounting hardware
- Single hole mount, 1 1/4" Ø
- Connections: 1/2" NPS-M

NEW
DESIGN

H/C
MIXER





AERATE

SPRAY

Pull-Out Galley Faucet

STASIS™ SERIES

OEM #	Aftermarket #	Finish	Sprayer Type	Hose Length	Hose Type
--	133-0112-CP	Chrome	2-Function	4' (1.2m)	Stainless Steel

- 2-function spray/aerated stream pull-out sprayer
- Heavy duty pull-out hose with retraction and quick-connect fitting
- Swivel spout
- Flexible stainless steel braided supply line hoses
- Ceramic disc valve
- Easy-Grip mounting hardware
- Single hole mount, 1 1/4" Ø
- Connections: 1/2" NPS-M

Built-In Soap Dispensers

sold separately (see page 31)





CROWNLIN E285
FEATURING AIDACK™ ELITE FOLDING TAP# 132-1729-CP
& STAINLESS STEEL SINK# 514-2500-BR

GALLEY FAUCETS

HOT/COLD

MARINE GRADE

NEW DESIGN

H/C MIXER





STASIS™

SERIES

OEM #	Aftermarket #	Finish
132-0101-CP	--	Chrome

- All brass body and swivel spout with metal handle
- Flexible stainless steel braided supply line hoses
- Ceramic disc valve
- Easy-Grip mounting hardware
- Single hole mount, 1 1/4" Ø
- Connections: 1/2" NPS-M

NEW DESIGN

H/C MIXER





TRINIDAD™

SERIES

OEM #	Aftermarket #	Finish
--	133-0202-CP	Chrome

- All brass body and swivel spout with metal handles
- Flexible stainless steel braided supply line hoses
- Ceramic disc valves
- Easy-Grip mounting hardware
- Single hole mount, 1 1/4" Ø
- Connections: 1/2" NPS-M

H/C MIXER





TRINIDAD™

SERIES

OEM #	Aftermarket #	Finish
132-0205-CP≈	--	Chrome
132-0205-CG∞	--	Chrome & 18k Gold

- All brass body and cast swivel spout with metal handles
- Flexible stainless steel braided supply line hoses
- Ceramic disc valves
- Single hole mount, 1 1/4" Ø
- Connections: 1/2" NPS-M

Built-In Soap Dispensers

sold separately (see page 31)



MARINE GRADE

GALLEY ACCESSORIES

NEW DESIGN





OEM #	Aftermarket #	Finish
130-0011-CP	--	Chrome
130-0011-NP≈	--	Brushed Nickel

- Lift-out nozzle and pump allows for easy refilling from above counter
- Heavy duty pump and nozzle for thicker soaps / lotions
- All brass nozzle and housing
- Clear plastic bottle for easy fill monitoring
- Single hole mount, 1" - 1 1/4" Ø

MARINE GRADE

COLD ONLY TAPS

NEW DESIGN

C ONLY





TRINIDAD™

SERIES

OEM #	Aftermarket #	Finish
132-0206-CP	133-0206-CP	Chrome

- All cast brass body with brass spout and metal handle
- High arc swivel spout
- Ceramic disc valve
- Single hole mount, 3/4" - 1" Ø
- Connection: 1/2" NPS-M

NEW DESIGN

C ONLY





TRINIDAD™

SERIES

OEM #	Aftermarket #	Finish
--	133-0211-CP	Chrome

- All cast brass body with metal handle
- Ceramic disc valve
- Single hole mount, 3/4" - 1" Ø
- Connection: 1/2" NPS-M



PREMIER PONTOONS ESCALANTE
FEATURING TRINIDAD™ GALLEY TAP# 132-0206-CP

HEAD FAUCETS

HOT/COLD

MARINE GRADE





Head Faucet

OEM #

Aftermarket #

Finish

132-0600-CP[∞]

--

Chrome

- "Joystick" control
- All brass body and spout with metal handle
- Flexible stainless steel braided supply line hoses
- Ceramic disc valve
- Single hole mount, 1 1/4" Ø
- Connections: 1/2" NPS-M





Head Faucet

OEM #

Aftermarket #

Finish

132-0700-CP

--

Chrome

- All brass body and spout with metal handle
- Flexible stainless steel braided supply line hoses
- Ceramic disc valve
- Single hole mount, 1 1/4" Ø
- Connections: 1/2" NPS-M





Head Faucet

OEM #

Aftermarket #

Finish

132-2100-CP

--

Chrome

132-2100-NP

--

Brushed Nickel

- All brass body with metal handle
- Flexible stainless steel braided supply line hoses
- Ceramic disc valve
- Single hole mount, 1 1/4" Ø
- Connections: 1/2" NPS-F

MARINE GRADE

HOT/COLD

HEAD FAUCETS





Head Faucet

OEM #

Aftermarket #

Finish

132-0800-CP[≈]

--

Chrome

132-0800-CG[∞]

--

Chrome & 18k Gold

- All brass body with metal handle
- Flexible stainless steel braided supply line hoses
- Ceramic disc valve
- Single hole mount, 1 1/4" Ø
- Connections: 1/2" NPS-M





Head Faucet

OEM #

Aftermarket #

Finish

132-0100-CP[≈]

133-0100-CP[≈]

Chrome

- All brass body with metal handle
- Flexible stainless steel braided supply line hoses
- Ceramic disc valve
- Single hole mount, 1 1/4" Ø
- Connections: 1/2" NPS-M





Head Faucet

OEM #

Aftermarket #

Finish

--

133-0207-CP

Chrome

- All brass body with metal handles
- Flexible stainless steel braided supply line hoses
- Ceramic disc valves
- Easy-Grip mounting hardware
- Single hole mount, 1 1/4" Ø
- Connections: 1/2" NPS-M

WALL-MOUNT FAUCETS

HOT/COLD

MARINE GRADE



Wall-Mount Faucet

AIDACK™ SERIES

OEM #	Aftermarket #	Finish
132-1724-CP	--	Chrome

- Specifically designed for thin (fiberglass) walls
- Control valve can be installed on left or right side of spout with variable spacing
- Easy installation – mounts directly to bulkhead (no strapping required)
- All brass body and spout with metal handle
- Flexible stainless steel braided supply lines and valve-to-spout connector hose with quick-connect
- Ceramic disc valve
- Two-hole mount, 1 1/4" Ø (or 1 1/4" Ø + 3/4" - 1" Ø)
- Connections: 1/2" NPS-M



Wall-Mount Faucet

ARTAINE™ SERIES

OEM #	Aftermarket #	Finish
132-2024-CP	--	Chrome
132-2024-NP	--	Brushed Nickel

- Specifically designed for thin (fiberglass) walls
- Control valve can be installed on left or right side of spout with variable spacing
- Easy installation – mounts directly to bulkhead (no strapping required)
- All brass body and ribbon spout with metal handle
- Flexible stainless steel braided supply lines and valve-to-spout connector hose with quick-connect
- Ceramic disc valve
- Two-hole mount, 1 1/4" Ø (or 1 1/4" Ø + 3/4" - 1" Ø)
- Connections: 1/2" NPS-M

VESSEL FAUCETS

HOT/COLD

MARINE GRADE



Vessel Faucet

AVIANI™ SERIES

OEM #	Aftermarket #	Finish
132-0723-CP	--	Chrome

- Sized specifically to fit Ambassador Marine's vessel sinks
- All brass body and spout with metal handle
- Flexible stainless steel braided supply line hoses
- Ceramic disc valve
- Single hole mount, 1 1/4" Ø
- Connections: 1/2" NPS-M

MARINE GRADE

HOT/COLD

MINI SHOWER MIXERS



Mini Shower Mixer

AIDACK™ SERIES

OEM #	Aftermarket #	Finish
136-1706-CP	--	Chrome

- Wall or deck mounting option
- Designed for thin (fiberglass) walls/surfaces
- All brass valve body with metal handle
- Flexible stainless steel braided supply line hoses
- Ceramic disc valve
- Easy installation – mounts directly to bulkhead/deck (no strapping required)
- Single hole mount, 1 1/4" Ø
- Connections: 1/2" NPS-M



Mini Shower Mixer

ARTAINE™ SERIES

OEM #	Aftermarket #	Finish
136-2006-CP	--	Chrome
136-2006-NP	--	Brushed Nickel

- Wall or deck mounting option
- Designed for thin (fiberglass) walls/surfaces
- All brass valve body with metal handle
- Flexible stainless steel braided supply line hoses
- Ceramic disc valve
- Easy installation – mounts directly to bulkhead/deck (no strapping required)
- Single hole mount, 1 1/4" Ø
- Connections: 1/2" NPS-M



Mini Shower Mixer

STASIS™ SERIES

OEM #	Aftermarket #	Finish
136-0106-CP≈	--	Chrome

- Wall or deck mounting option
- Designed for thin (fiberglass) walls/surfaces
- All brass valve body with metal handle
- Ceramic disc valve
- Easy installation – mounts directly to bulkhead/deck (no strapping required)
- Single hole mount, 1 1/4" Ø
- Connections: 1/2" NPS-M

SHOWER MIXERS

HOT/COLD

MARINE
GRADE

NEW
DESIGN

H/C
MIXER



Shower Mixer

Thin Wall / Fiberglass Mount

OEM #

134-0732-CP

Aftermarket #

--

Finish

Chrome

- Wall or deck mounting option
- Designed for thin (fiberglass) walls/surfaces
- All brass valve body and trim plate with metal handle
- Flexible stainless steel braided supply line hoses
- Ceramic disc valve
- Easy installation – mounts directly to bulkhead/deck (no strapping required)
- Single hole mount, 1 3/4" - 2" Ø
- Connections: 1/2" NPS-M

NEW
ITEM

H/C
MIXER



Shower Mixer

Thin Wall / Fiberglass Mount

OEM #

134-2132-CP

Aftermarket #

--

Finish

Chrome

OEM #

134-2132-NP

Aftermarket #

--

Finish

Brushed Nickel

- Wall or deck mounting option
- Designed for thin (fiberglass) walls/surfaces
- All brass valve body and trim plate with metal handle
- Flexible stainless steel braided supply line hoses
- Ceramic disc valve
- Easy installation – mounts directly to bulkhead/deck (no strapping required)
- Single hole mount, 1 3/4" - 2" Ø
- Connections: 1/2" NPS-M

H/C
MIXER



Shower Mixer

Thin Wall / Fiberglass Mount

OEM #

134-0832-CP

Aftermarket #

--

Finish

Chrome

- Wall or deck mounting option
- Designed for thin (fiberglass) walls/surfaces
- All brass valve body and trim plate with metal handle
- Flexible stainless steel braided supply line hoses
- Ceramic disc valve
- Easy installation – mounts directly to bulkhead/deck (no strapping required)
- Single hole mount, 1 3/4" - 2" Ø
- Connections: 1/2" NPS-M

MARINE
GRADE

HOT/COLD

SHOWER MIXERS

H/C
MIXER



Shower Mixer

Thin Wall / Fiberglass Mount

OEM #

134-0132-CP

Aftermarket #

135-0132-CP

Finish

Chrome

- Wall or deck mounting option
- Designed for thin (fiberglass) walls/surfaces
- All brass valve body and trim plate with metal handle
- Flexible stainless steel braided supply line hoses
- Ceramic disc valve
- Easy installation – mounts directly to bulkhead/deck (no strapping required)
- Single hole mount, 1 3/4" - 2" Ø
- Connections: 1/2" NPS-M

H/C
MIXER



External Shower Mixer

Thin Wall / Fiberglass Mount

OEM #

134-0214-CA

Aftermarket #

--

Body Finish

Chrome

Sprayer Finish

Arctic White

Hose Length

6' (1.8m)

Hose Type

White Rubber

OEM #

134-0217-CA

Aftermarket #

--

Body Finish

Chrome

Sprayer Finish

Arctic White

Hose Length

10' (3m)

Hose Type

White Rubber

OEM #

134-0207-CA

Aftermarket #

--

Body Finish

Chrome

Sprayer Finish

Arctic White

Hose Length

6' (1.8m)

Hose Type

Stainless Steel

OEM #

134-0214-CW

Aftermarket #

--

Body Finish

Chrome

Sprayer Finish

Warm White

Hose Length

6' (1.8m)

Hose Type

White Rubber

OEM #

134-0217-CW

Aftermarket #

--

Body Finish

Chrome

Sprayer Finish

Warm White

Hose Length

10' (3m)

Hose Type

White Rubber

OEM #

134-0207-CW

Aftermarket #

--

Body Finish

Chrome

Sprayer Finish

Warm White

Hose Length

6' (1.8m)

Hose Type

Stainless Steel

OEM #

134-0214-CP

Aftermarket #

--

Body Finish

Chrome

Sprayer Finish

Chrome

Hose Length

6' (1.8m)

Hose Type

Black Rubber

OEM #

134-0207-CP

Aftermarket #

--

Body Finish

Chrome

Sprayer Finish

Chrome

Hose Length

6' (1.8m)

Hose Type

Stainless Steel

OEM #

134-0214-CK

Aftermarket #

--

Body Finish

Chrome

Sprayer Finish

Black

Hose Length

6' (1.8m)

Hose Type

Black Rubber

OEM #

134-0207-CK

Aftermarket #

--

Body Finish

Chrome

Sprayer Finish

Black

Hose Length

6' (1.8m)

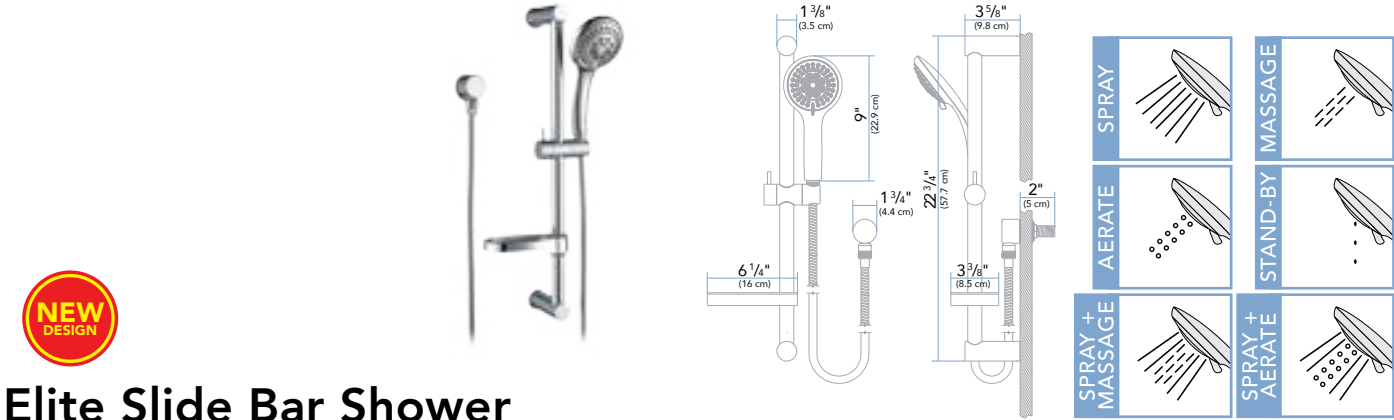
Hose Type

Stainless Steel

Thin Wall / Fiberglass Mount	OEM #	Aftermarket #	Body Finish	Sprayer Finish	Hose Length	Hose Type
• Heavy duty, UV protected, ABS plastic sprayer	134-0214-CA	--	Chrome	Arctic White	6' (1.8m)	White Rubber
• Complete water shut-off when trigger is not engaged	134-0217-CA	--	Chrome	Arctic White	10' (3m)	White Rubber
• Depressing trigger allows for intermittent water flow – lifting trigger locks it on for continuous water flow	134-0207-CA	--	Chrome	Arctic White	6' (1.8m)	Stainless Steel
• Heavy duty hose	134-0214-CW	--	Chrome	Warm White	6' (1.8m)	White Rubber
• ABS plastic 2-position bulkhead sprayer holder	134-0217-CW	--	Chrome	Warm White	10' (3m)	White Rubber
• Designed for thin (fiberglass) walls/surfaces	134-0207-CW	--	Chrome	Warm White	6' (1.8m)	Stainless Steel
• All brass body with metal handles	134-0214-CP	--	Chrome	Chrome	6' (1.8m)	Black Rubber
• Compression valves	134-0207-CP	--	Chrome	Chrome	6' (1.8m)	Stainless Steel
• Easy installation – mounts directly to bulkhead (no strapping required)	134-0214-CK	--	Chrome	Black	6' (1.8m)	Black Rubber
• Two hole mount, 1" Ø (4" CC)	134-0207-CK	--	Chrome	Black	6' (1.8m)	Stainless Steel
• Connections: 1/2" NPS-M						

HAND-HELD SHOWERS

MARINE
GRADE



Elite Slide Bar Shower

- 6-function, heavy duty, ABS plastic sprayer with self-cleaning jets
- Water conserving "stand-by" setting (**NOTE:** "stand-by" is NOT a complete water shut-off, it allows a small amount of water to continue to trickle)
- Heavy duty hose
- All brass 90° bulkhead elbow with brass nipple
- Extra deep adjustable plastic soap dish
- Easy-locking adjustable height and rotating sprayer holder grips firmly where positioned anywhere along the bar to allow for infinite positioning
- 1" diameter metal bar and all brass posts with stainless steel mounting hardware
- Single hole mount, 1" Ø
- Connections: 1/2" NPS-M

OEM #	Aftermarket #	Finish	Sprayer Type	Hose Length	Hose Type
--	135-0000-CP	Chrome	6-Function	6' (1.8m)	Stainless Steel



Hand-Held Shower

- 6-function, heavy duty, ABS plastic sprayer with self-cleaning jets
- Water conserving "stand-by" setting (**NOTE:** "stand-by" is NOT a complete water shut-off, it allows a small amount of water to continue to trickle)
- Heavy duty hose
- ABS plastic 90° bulkhead elbow with brass nipple
- 2-position ABS plastic bulkhead sprayer holder with stainless steel mounting hardware
- Single hole mount, 1" Ø
- Connections: 1/2" NPS-M

OEM #	Aftermarket #	Finish	Sprayer Type	Hose Length	Hose Type
134-0003-CP	135-0003-CP	Chrome	6-Function	6' (1.8m)	Stainless Steel



REGULATOR 28
FEATURING STASIS™ HEAD FAUCET# 132-0100-CP
& STAINLESS STEEL SINK# S24-1408-UM

MARINE
GRADE

SHOWER ACCESSORIES

Bulkhead Sprayer Holder
2-Position


- Works with most standard 1/2" conical hoses
- Two positions allows sprayers to sit up-right or angled
- Heavy duty, ABS plastic
- Stainless steel mounting screws



OEM #	Aftermarket #	Finish
--	131-0042-CP	Chrome

Bulkhead Sprayer Holder
w/Locking Teeth

- Specific for use with Ambassador Marine sprayers with 15/1 Metric-F connection
- Unique "Locking Teeth" prevent sprayer with corresponding Locking Teeth from rotating while in faucet body or bulkhead holder
- Heavy duty, ABS plastic
- Stainless steel mounting screws




FOR USE WITH:
Aidack™ Pull-Out Deck Taps & Trinidad™ Head/Shower Combo Faucets

OEM #	Aftermarket #	Finish
--	131-0212-CP	Chrome

"Locking Teeth" prevent sprayer from rotating while in faucet body or bulkhead holder

Stand-By Switch

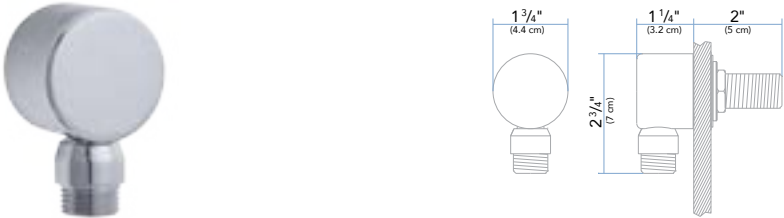
- Works with most standard 1/2" hoses
- All brass
- **NOTE:** "stand-by" is NOT a complete water shut-off, it allows a small amount of water to continue to trickle
- Connections: 1/2" NPS-M & 1/2" NPS-F



OEM #	Aftermarket #	Finish
--	131-0013-CP	Chrome

90° Bulkhead Elbow

- Works with most standard 1/2" hoses
- All brass
- Allows hose to hang flat against the bulkhead
- Designed for thin (fiberglass) walls/surfaces
- Easy installation – mounts directly to bulkhead, brass pipe nipple and lock nut included
- Single hole mount, 1" Ø
- Connections: 1/2" NPS-M & 1/2" NPS-M



OEM #	Aftermarket #	Finish
130-0015-CP	131-0015-CP	Chrome
130-0015-CG [∞]	--	Chrome & 18k Gold

Tub Spout

- All brass
- Pull-up diverter control to switch between tub and shower
- Single hole mount, 1" Ø
- Connections: 1/2" NPS-F



OEM #	Aftermarket #	Finish
134-0006-CP [∞]	--	Chrome
134-0006-GP [∞]	--	18k Gold



Head Accessories

ELINA™ SERIES

- All metal with brass body and base
- Mounting hardware included

COORDINATES WITH:
AIDACK™ SERIES
ALLURE™ SERIES
AVIANI™ SERIES

OEM #	Aftermarket #	Finish	Item
130-1910-CP	--	Chrome	Robe Hook
130-1907-CP	--	Chrome	Towel Ring
130-1908-CP	--	Chrome	Cup Holder
130-1909-CP	--	Chrome	Soap Dish
130-1901-CP	--	Chrome	Single Post T.P. Holder
130-1925-CP	--	Chrome	18" (45.7 cm) Towel Bar Set
130-1938-CP	--	Chrome	24" (60.9 cm) Towel Bar Set



Head Accessories

ERISSA™ SERIES

- All metal with brass body and base
- Mounting hardware included

COORDINATES WITH:
ARTAINE™ SERIES

OEM #	Aftermarket #	Finish	Item
130-2210-CP	--	Chrome	Robe Hook
130-2207-CP	--	Chrome	Towel Ring
130-2208-CP	--	Chrome	Cup Holder
130-2209-CP	--	Chrome	Soap Dish
130-2201-CP	--	Chrome	Single Post T.P. Holder
130-2225-CP	--	Chrome	18" (45.7 cm) Towel Bar Set
130-2239-CP	--	Chrome	Soap Basket
130-2210-NP	--	Brushed Nickel	Robe Hook
130-2207-NP	--	Brushed Nickel	Towel Ring
130-2208-NP	--	Brushed Nickel	Cup Holder
130-2209-NP	--	Brushed Nickel	Soap Dish
130-2201-NP	--	Brushed Nickel	Single Post T.P. Holder
130-2225-NP	--	Brushed Nickel	18" (45.7 cm) Towel Bar Set
130-2239-NP	--	Brushed Nickel	Soap Basket



Head Accessories

MIAH™ SERIES

- All metal
- Mounting hardware included

COORDINATES WITH:
IRVA™ SERIES
PACIFICA™ SERIES
STASIS™ SERIES
TRINIDAD™ SERIES

OEM #	Aftermarket #	Finish	Item
130-1810-CP	--	Chrome	Robe Hook
130-1807-CP	--	Chrome	Towel Ring
130-1808-CP	--	Chrome	Cup Holder
130-1809-CP	--	Chrome	Soap Dish
130-1839-CP	--	Chrome	Soap Basket
130-1801-CP	--	Chrome	Single Post T.P. Holder
130-1826-CP	--	Chrome	Double Post T.P. Holder Set
130-1825-CP	--	Chrome	18" (45.7 cm) Towel Bar Set
130-1838-CP	--	Chrome	24" (60.9 cm) Towel Bar Set
130-1810-NP	--	Brushed Nickel	Robe Hook
130-1807-NP	--	Brushed Nickel	Towel Ring
130-1808-NP	--	Brushed Nickel	Cup Holder
130-1809-NP	--	Brushed Nickel	Soap Dish
130-1839-NP	--	Brushed Nickel	Soap Basket
130-1801-NP	--	Brushed Nickel	Single Post T.P. Holder
130-1826-NP	--	Brushed Nickel	Double Post T.P. Holder Set
130-1825-NP	--	Brushed Nickel	18" (45.7 cm) Towel Bar Set
130-1838-NP	--	Brushed Nickel	24" (60.9 cm) Towel Bar Set

MARINE
GRADE

DRINK HOLDERS

Single Drink Holder

- Solid cast 316 stainless steel
- Deck-mount
- Ideal for mugs with handles
- Uses #10 fasteners (not included)

OEM #	Aftermarket #	Finish
P56-8821-SS	P56-8820-SS	Stainless Steel

Double Drink Holder

- Solid cast 316 stainless steel
- Deck-mount
- Ideal for mugs with handles
- Uses #10 fasteners (not included)

OEM #	Aftermarket #	Finish
P56-8801-SS	P56-8800-SS	Stainless Steel



Small Marine Sprayer

	OEM #	Aftermarket #	Sprayer Finish	Elbow	Connection	Integrated Hook
<ul style="list-style-type: none">• Complete water shut-off when trigger is not engaged• Depressing trigger allows for intermittent water flow – lifting trigger locks it on for continuous water flow• Heavy duty, UV protected, ABS plastic• With or without chrome plated brass elbow• With or without removable hook• 316 stainless steel internal plunger rod• Connection: 1/2" NPS-M or 15/1 Metric-F	138-0000-AW	138-0000-AW-R	Arctic White	No	1/2" NPS-M	Yes
	138-0001-AW	138-0001-AW-R	Arctic White	No	1/2" NPS-M	No
	138-0002-AW	138-0002-AW-R	Arctic White & Chrome	Yes	1/2" NPS-M	Yes
	138-0003-AW	138-0003-AW-R	Arctic White & Chrome	Yes	1/2" NPS-M	No
	138-0005-AW	138-0005-AW-R	Arctic White & Chrome	Yes	15/1 Metric-F w/ Locking Teeth	No
	138-0000-WH	139-0000-WH	Warm White	No	1/2" NPS-M	Yes
	138-0001-WH	138-0001-WH-R	Warm White	No	1/2" NPS-M	No
	138-0002-WH	138-0002-WH-R	Warm White & Chrome	Yes	1/2" NPS-M	Yes
	138-0003-WH	138-0003-WH-R	Warm White & Chrome	Yes	1/2" NPS-M	No
	138-0005-WH	138-0005-WH-R	Warm White & Chrome	Yes	15/1 Metric-F w/ Locking Teeth	No
	138-0000-CP	138-0000-CP-R	Chrome	No	1/2" NPS-M	Yes
	138-0001-CP	138-0001-CP-R	Chrome	No	1/2" NPS-M	No
	138-0002-CP	138-0002-CP-R	Chrome	Yes	1/2" NPS-M	Yes
	138-0003-CP	138-0003-CP-R	Chrome	Yes	1/2" NPS-M	No
	138-0005-CP	138-0005-CP-R	Chrome	Yes	15/1 Metric-F w/ Locking Teeth	No
	138-0000-KP	138-0000-KP-R	Black	No	1/2" NPS-M	Yes
	138-0001-KP	138-0001-KP-R	Black	No	1/2" NPS-M	No
	138-0002-KP	138-0002-KP-R	Black & Chrome	Yes	1/2" NPS-M	Yes
	138-0003-KP	138-0003-KP-R	Black & Chrome	Yes	1/2" NPS-M	No
	138-0005-KP	138-0005-KP-R	Black & Chrome	Yes	15/1 Metric-F w/ Locking Teeth	No

"Locking Teeth" prevent sprayer from rotating while in faucet body or bulkhead holder



Large Marine Sprayer

	OEM #	Aftermarket #	Sprayer Finish	Elbow	Connection	Integrated Hook
<ul style="list-style-type: none">• Complete water shut-off when trigger is not engaged• Depressing trigger allows for intermittent water flow – lifting trigger locks it on for continuous water flow• Heavy duty, UV protected, ABS plastic• With or without chrome plated brass elbow• With or without removable hook• 316 stainless steel internal plunger rod• Connection: 1/2" NPS-M or 15/1 Metric-F	138-0100-WH [∞]	--	Warm White	No	1/2" NPS-M	Yes
	138-0102-WH [∞]	--	Warm White & Chrome	Yes	1/2" NPS-M	Yes
	138-0105-WH [∞]	--	Warm White & Chrome	Yes	15/1 Metric-F w/ Locking Teeth	No
	138-0100-CP [∞]	--	Chrome	No	1/2" NPS-M	Yes
	138-0102-CP [∞]	--	Chrome	Yes	1/2" NPS-M	Yes
	138-0105-CP [∞]	--	Chrome	Yes	15/1 Metric-F w/ Locking Teeth	No
	138-0100-KP [∞]	--	Black	No	1/2" NPS-M	Yes
	138-0102-KP [∞]	--	Black & Chrome	Yes	1/2" NPS-M	Yes
	138-0105-KP [∞]	--	Black & Chrome	Yes	15/1 Metric-F w/ Locking Teeth	No

"Locking Teeth" prevent sprayer from rotating while in faucet body or bulkhead holder



Hammer-Head Marine Sprayer

	OEM #	Aftermarket #	Sprayer Finish	Elbow	Connection	Integrated Hook
<ul style="list-style-type: none">• Complete water shut-off when trigger is not engaged• Depressing trigger allows for intermittent water flow – lifting trigger locks it on for continuous water flow• Heavy duty, UV protected, ABS plastic and chrome plated brass• All brass head and trigger• With or without elbow• With or without removable hook• Connection: 1/2" NPS-M	138-0300-CA	138-0300-CA-R	Arctic White & Chrome	No	1/2" NPS-M	Yes
	138-0301-CA	138-0301-CA-R	Arctic White & Chrome	No	1/2" NPS-M	No
	138-0303-CA	138-0303-CA-R	Arctic White & Chrome	Yes	1/2" NPS-M	No
	138-0300-CW	138-0300-CW-R	Warm White & Chrome	No	1/2" NPS-M	Yes
	138-0301-CW	138-0301-CW-R	Warm White & Chrome	No	1/2" NPS-M	No
	138-0303-CW	138-0303-CW-R	Warm White & Chrome	Yes	1/2" NPS-M	No
	138-0309-CW [∞]	--	Warm White & Chrome	No	1/2" NPS-M For "Elite Base" Only	No
	138-0311-CW [∞]	--	Warm White & Chrome	Yes	1/2" NPS-M For "Elite Base" Only	No
	138-0300-CK	138-0300-CK-R	Black & Chrome	No	1/2" NPS-M	Yes
	138-0301-CK	138-0301-CK-R	Black & Chrome	No	1/2" NPS-M	No
	138-0303-CK	138-0303-CK-R	Black & Chrome	Yes	1/2" NPS-M	No
	138-0309-CK [∞]	--	Black & Chrome	No	1/2" NPS-M For "Elite Base" Only	No
	138-0311-CK [∞]	--	Black & Chrome	Yes	1/2" NPS-M For "Elite Base" Only	No



Classic Marine Sprayer

	OEM #	Aftermarket #	Sprayer Finish	Elbow	Connection	Integrated Hook
<ul style="list-style-type: none">• 2-function spray/aerated stream with water conserving "stand-by" button (NOTE: "stand-by" is NOT a complete water shut-off, it allows a small amount of water to continue to trickle)• Heavy duty, UV protected, ABS plastic and chrome plated brass• Connection: 1/2" NPS-M or 15/1 Metric-F	138-0205-CA	138-0205-CA-R	Arctic White & Chrome	Yes	15/1 Metric-F w/ Locking Teeth	--
	138-0203-CW	138-0203-CW-R	Warm White & Chrome	Yes	1/2" NPS-M	--
	138-0205-CW	138-0205-CW-R	Warm White & Chrome	Yes	15/1 Metric-F w/ Locking Teeth	--
	138-0207-CW [∞]	--	Warm White & Chrome	Yes	15/1 Metric-F NO Locking Teeth	--
	138-0203-CK	138-0203-CK-R	Black & Chrome	Yes	1/2" NPS-M	--
	138-0205-CK	138-0205-CK-R	Black & Chrome	Yes	15/1 Metric-F w/ Locking Teeth	--
	138-0207-CK [∞]	--	Black & Chrome	Yes	15/1 Metric-F NO Locking Teeth	--

"Locking Teeth" prevent sprayer from rotating while in faucet body or bulkhead holder



Pull-Out Kitchen Sprayer

	OEM #	Aftermarket #	Sprayer Finish	Elbow	Connection	Integrated Hook
<ul style="list-style-type: none">• 2-function spray/aerated stream• Heavy duty, UV protected, ABS plastic• With or without chrome plated brass elbow• Connection: 1/2" NPS-M or 15/1 Metric-F	138-0401-CP	--	Chrome	No	1/2" NPS-M	No
	138-0405-CP	--	Chrome	Yes	15/1 Metric-F w/ Locking Teeth	No
	138-0401-NP	--	Brushed Nickel	No	1/2" NPS-M	No

"Locking Teeth" prevent sprayer from rotating while in faucet body or bulkhead holder

15/1 Metric-M



1/2" NPS-F



Hose

15/1 Metric-M + 1/2" NPS-F

- Brass fittings
- Female fitting(s) include rubber washer(s)

Rubber Hoses

- Heavy duty, UV protected, nylon hose
- UV protection prevents discoloring and reduces cracking

Stainless Steel Hoses

- Heavy duty, continuous polished stainless steel ribbon wrapped around soft inner nylon hose
- Extremely flexible with little-to-no "memory"

1/2" NPS-F
Conical



1/2" NPS-F



Hose

1/2" NPS-F Conical + 1/2" NPS-F

- Brass fittings
- Female fitting(s) include rubber washer(s)

Rubber Hoses

- Heavy duty, UV protected, nylon hose
- UV protection prevents discoloring and reduces cracking

Stainless Steel Hoses

- Heavy duty, continuous polished stainless steel ribbon wrapped around soft inner nylon hose
- Extremely flexible with little-to-no "memory"

1/2" NPS-F
Conical



1/2" NPS-F
Adapter



Hose

1/2" NPS-F Conical + 1/2" NPS-F Adapter

- Brass fittings
- Female fitting(s) include rubber washer(s)

Rubber Hoses

- Heavy duty, UV protected, nylon hose
- UV protection prevents discoloring and reduces cracking

Stainless Steel Hoses

- Heavy duty, continuous polished stainless steel ribbon wrapped around soft inner nylon hose
- Extremely flexible with little-to-no "memory"

FOR USE WITH:
Aidack™ Pull-Out Deck Taps & Trinidad™ Head/Shower Combo Faucets

OEM #	Aftermarket #	Finish	Hose Length	Hose Type
130-0017-WH	131-0017-WH	White	6' (1.8m)	Rubber
130-0028-WH	130-0028-WH-R	White	10' (3m)	Rubber
130-0017-KP	130-0017-KP-R	Black	6' (1.8m)	Rubber
130-0028-KP	130-0028-KP-R	Black	10' (3m)	Rubber
130-0017-SS	130-0017-SS-R	Stainless Steel	6' (1.8m)	Stainless Steel
130-0028-SS	130-0028-SS-R	Stainless Steel	10' (3m)	Stainless Steel

FOR USE WITH:
Recessed / Transom / Slide Bar / Hand-Held Showers & Deck Sprayers with Elite Deck Holders

OEM #	Aftermarket #	Finish	Hose Length	Hose Type
130-0033-WH	130-0033-WH-R	White	6' (1.8m)	Rubber
130-0018-WH	130-0018-WH-R	White	10' (3m)	Rubber
130-0033-KP	130-0033-KP-R	Black	6' (1.8m)	Rubber
130-0018-KP	130-0018-KP-R	Black	10' (3m)	Rubber
130-0033-SS	130-0033-SS-R	Stainless Steel	6' (1.8m)	Stainless Steel
130-0018-SS	130-0018-SS-R	Stainless Steel	10' (3m)	Stainless Steel
130-0031-CK∞	- -	Chrome & Black	6' (1.8m)	Rubber

FOR USE WITH:
Deck Sprayers with Standard Deck Holders

OEM #	Aftermarket #	Finish	Hose Length	Hose Type
130-0032-WH	130-0032-WH-R	White	6' (1.8m)	Rubber
130-0029-WH	130-0029-WH-R	White	10' (3m)	Rubber
130-0032-KP	130-0032-KP-R	Black	6' (1.8m)	Rubber
130-0029-KP	130-0029-KP-R	Black	10' (3m)	Rubber
130-0032-SS	130-0032-SS-R	Stainless Steel	6' (1.8m)	Stainless Steel
130-0029-SS	130-0029-SS-R	Stainless Steel	10' (3m)	Stainless Steel

Spout
Head



Quick-Connect
(Type B)



Hose

Spout Head + Quick-Connect (B)

- Proprietary quick-connect fitting
- Heavy duty, continuous polished stainless steel ribbon wrapped around soft inner nylon hose
- Extremely flexible with little-to-no "memory"
- Brass fittings

FOR USE WITH:
Pull-Out Faucets with Quick-Connect (B) Pull-Out Hose Connections

OEM #	Aftermarket #	Finish	Hose Length	Hose Type
130-0043-SS	130-0043-SS-R	Stainless Steel	4' (1.2m)	Stainless Steel
130-0044-SS	130-0044-SS-R	Stainless Steel	6' (1.8m)	Stainless Steel
130-0045-SS	130-0045-SS-R	Stainless Steel	10' (3m)	Stainless Steel

Spout
Head



Quick-Connect
(Type A)

Shown without adapter, sold separately



Hose

Spout Head + Quick-Connect Adapter (A)

- Proprietary quick-connect fitting
- Requires screw-on quick-connect adapter, sold separately
- Heavy duty, continuous polished stainless steel ribbon wrapped around soft inner nylon hose
- Extremely flexible with little-to-no "memory"
- Brass fittings

FOR USE WITH:
Pull-Out Faucets with Quick-Connect (A) Pull-Out Hose Connections

OEM #	Aftermarket #	Finish	Hose Length	Hose Type
130-0037-SS∞	- -	Stainless Steel	4' (1.2m)	Stainless Steel
130-0034-SS∞	- -	Stainless Steel	6' (1.8m)	Stainless Steel



EDGEWATER 370CC
FEATURING TRINIDAD™ HEAD/SOWER COMBO FAUCET# 134-0213-CP


VESSEL SINKS

MARINE
GRADE

Our **Glass Vessel Sinks** work with over mount installations only and may be installed with or without a decorative base ring. All sinks are made from heavy tempered glass.

Drain kit sold separately (see pages 57 through 62).


If you need a configuration that is not shown, simply ask your sales representative for options. Additional configurations (colors / textures / sizes) may be available. Minimum annual commitment and additional lead-time may be required for non-standard configurations.



Half Sphere

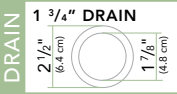
Glass Vessel – Smooth Glass

- Height: 4 3/4"
- Outside dimensions: 12" Ø
- Heavy tempered glass
- Over-counter mount only
- Optional mounting base ring, sold separately
- Fits 1 3/4" drains, sold separately




4 3/4" (12 cm)
12" (30.5 cm)

OEM #	Aftermarket #	Finish	Package Type
V21-1402-CL	V21-1402-CL-R	Clear	Each




DRAIN
1 3/4" DRAIN
2 1/2" (6.4 cm)
1 7/8" (4.8 cm)



Rectangle

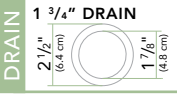
Glass Vessel – Smooth Glass

- Height: 5 1/2"
- Outside dimensions: 16 1/2" x 16 1/2"
- Heavy tempered glass
- Over-counter mount only
- Optional mounting base ring, sold separately
- Fits 1 3/4" drains, sold separately




5 1/2" (14 cm)
16 1/2" (42 cm)

OEM #	Aftermarket #	Finish	Package Type
V41-1533-CL∞	V41-1533-CL-R∞	Clear	Each



DRAIN
1 3/4" DRAIN
2 1/2" (6.4 cm)
1 7/8" (4.8 cm)

Drains
sold separately (see pages 57-62)



Glass Vessel Mounting Base (Optional)

- Optional– for use with glass vessel sinks
- Lifts sink 1/2" off counter top
- Solid brass
- For use with 1 3/4" drains



3" (7.6 cm)
1 3/4" (4.4 cm)
1/2" (1.3 cm)

OEM #	Aftermarket #	Finish
V03-0050-CP	V03-0050-CP-R	Chrome
V03-0050-NP	V03-0050-NP-R	Brushed Nickel



REGULATOR 25
FEATURING RECESSED SHOWER# 136-0043-CW


MARINE
GRADE

VESSEL SINKS

Our **Porcelain Vessel Sinks** work with over mount installations only. All sinks are made from real porcelain.

Drain kit sold separately (see pages 57 through 62).

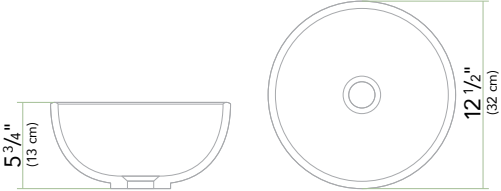
If you need a configuration that is not shown, simply ask your sales representative for options. Additional configurations (colors / textures / sizes) may be available. Minimum annual commitment and additional lead-time may be required for non-standard configurations.



Half Sphere

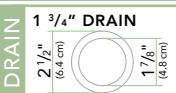
Porcelain Vessel – Smooth Surface

- Height: 5 3/4"
- Outside dimensions: 12 1/2" Ø
- Real porcelain
- Over-counter mount only
- Fits 1 3/4" drains, sold separately




5 3/4" (13 cm)
12 1/2" (32 cm)

OEM #	Aftermarket #	Finish	Package Type
V28-1502-WH	V28-1502-WH-R	White	Each



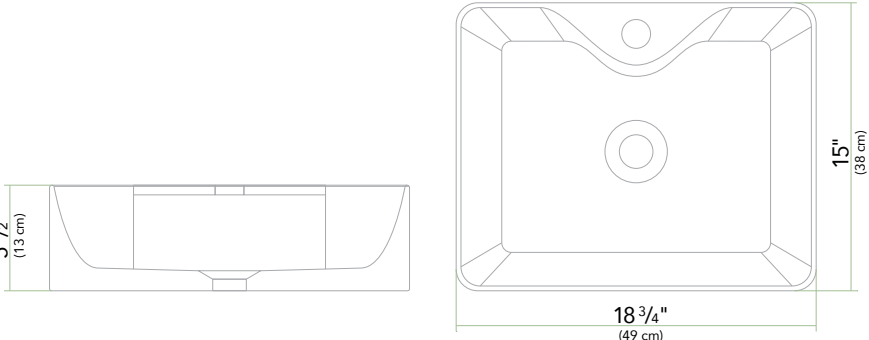
DRAIN
1 3/4" DRAIN
2 1/2" (6.4 cm)
1 7/8" (4.8 cm)



Rectangle

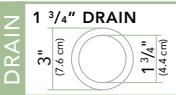
Porcelain Vessel – Smooth Surface

- Height: 5 1/2"
- Outside dimensions: 18 3/4" x 15"
- Faucet mounts directly on sink, 1 1/2" hole
- Real porcelain
- Over-counter mount only
- Fits 1 3/4" drains, sold separately




5 1/2" (13 cm)
18 3/4" (49 cm)
15" (38 cm)

OEM #	Aftermarket #	Finish	Package Type
V48-3534-WH	V48-3534-WH-R	White	Each



DRAIN
1 3/4" DRAIN
3" (7.6 cm)
1 3/4" (4.4 cm)

Drains
sold separately (see pages 57-62)



GLASS AND PORCELAIN VESSEL SINKS

ARE AVAILABLE IN A WIDE VARIETY OF COLORS, SHAPES, SIZES AND TEXTURES.

Our exclusive partnerships allow us to quickly add virtually any style glass or porcelain vessel requested, ask your sales representative for options. Minimum annual commitment and additional lead-time may be required.

GLASS COLORS

- Clear
- Blue
- Smoke
- Green
- Frost
- Amber
- Purple
- Stone
- and many more!

PORCELAIN COLORS

- White
- Biscuit
- Almond
- and many more!



GLASS TEXTURES

- Smooth
- Rain
- Squares
- Triangles
- Scalloped
- and many more!

STAINLESS STEEL SINKS

MARINE GRADE

Most of our **Stainless Steel Sinks** work with over or under mount installations. All sinks are made from heavy gauge 304 stainless steel and features our exclusive **SoundKOTE** – Noise Reduction Technology. Drain kit sold separately (see pages 57 through 62).

If you need a configuration that is not shown, simply ask your sales representative for options. Additional configurations (finishes / flanges / drain sizes) may be available. Minimum annual commitment and additional lead-time may be required for non-standard configurations.



Half Sphere

Stainless Steel Sink

- Depth: 4 3/4"
- Outside dimensions: 9 1/2" Ø
- Bowl dimensions: 8" Ø
- 304 stainless steel, heavy gauge
- Passivated
- SoundKOTE®– Noise Reduction Technology
- Over- or under-counter mount
- Fits 2" drains, sold separately



OEM #	Aftermarket #	Finish	Package Type
S24-1408-UM	S24-1408-UM-R	Ultra-Mirror	Each
S24-1408-UM-10p	--	Ultra-Mirror	10-Pack
S24-1408-BR	S24-1408-BR-R	Brushed	Each
S24-1408-BR-10p	--	Brushed	10-Pack



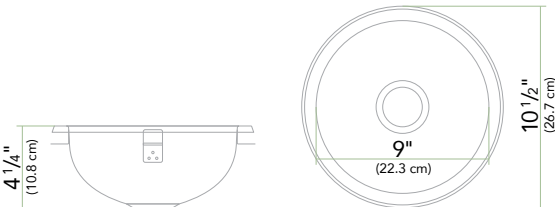
Half Sphere

Stainless Steel Sink

- Depth: 4 1/4"
- Outside dimensions: 10 1/2" Ø
- Bowl dimensions: 9" Ø
- 304 stainless steel, heavy gauge
- Passivated
- SoundKOTE®– Noise Reduction Technology
- Over- or under-counter mount
- With mounting tabs, for over-counter mounting
- Fits 2" drains, sold separately



OEM #	Aftermarket #	Finish	Package Type
S26-1409-UM	S26-1409-UM-R	Ultra-Mirror	Each
S26-1409-UM-10p	--	Ultra-Mirror	10-Pack
S26-1409-BR	S26-1409-BR-R	Brushed	Each
S26-1409-BR-10p	--	Brushed	10-Pack



Drains

sold separately (see pages 57-62)

Under-Mount Sink Brackets

optional for solid surfaces or stone counters

sold separately (see page 62)



SOLACE 41CS
FEATURING AIDACK™ ELITE FOLDING FAUCET# 132-1427-CP
& STAINLESS STEEL SINK# 544-1610-UM

MARINE GRADE

STAINLESS STEEL SINKS



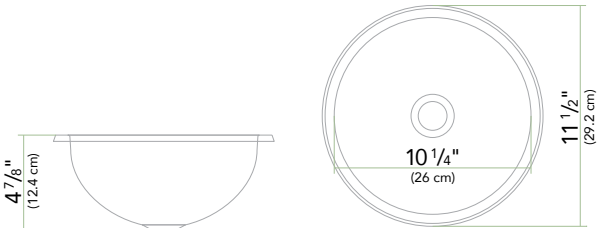
Half Sphere

Stainless Steel Sink

- Depth: 4 7/8"
- Outside dimensions: 11 1/2" Ø
- Bowl dimensions: 10 1/4" Ø
- 304 stainless steel, heavy gauge
- Passivated
- SoundKOTE®– Noise Reduction Technology
- Over- or under-counter mount
- Fits 1 1/2" drains, sold separately



OEM #	Aftermarket #	Finish	Package Type
S24-6400-UM	S24-6400-UM-R	Ultra-Mirror	Each
S24-6400-UM-10p	--	Ultra-Mirror	10-Pack



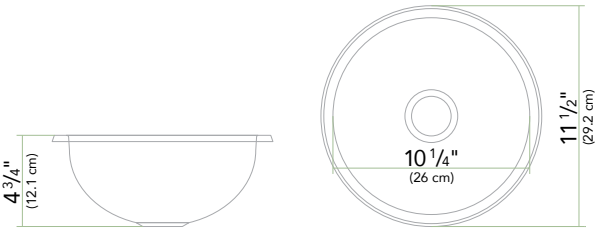
Half Sphere

Stainless Steel Sink

- Depth: 4 3/4"
- Outside dimensions: 11 1/2" Ø
- Bowl dimensions: 10 1/4" Ø
- 304 stainless steel, heavy gauge
- Passivated
- SoundKOTE®– Noise Reduction Technology
- Over- or under-counter mount
- Fits 2" drains, sold separately



OEM #	Aftermarket #	Finish	Package Type
S24-1400-UM	S24-1400-UM-R	Ultra-Mirror	Each
S24-1400-UM-10p	--	Ultra-Mirror	10-Pack



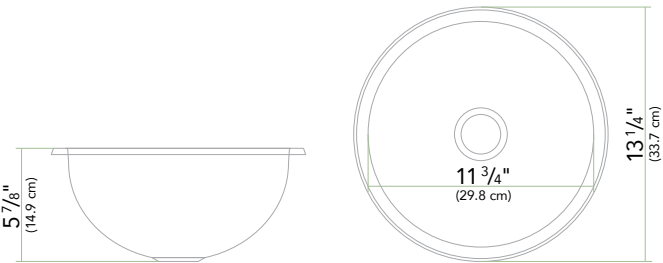
Half Sphere

Stainless Steel Sink

- Depth: 5 7/8"
- Outside dimensions: 13 1/4" Ø
- Bowl dimensions: 11 3/4" Ø
- 304 stainless steel, heavy gauge
- Passivated
- SoundKOTE®– Noise Reduction Technology
- Over- or under-counter mount
- Fits 2" drains, sold separately



OEM #	Aftermarket #	Finish	Package Type
S24-1501-UM	S24-1501-UM-R	Ultra-Mirror	Each
S24-1501-UM-10p	--	Ultra-Mirror	10-Pack



Drains

sold separately (see pages 57-62)

Under-Mount Sink Brackets

optional for solid surfaces or stone counters

sold separately (see page 62)

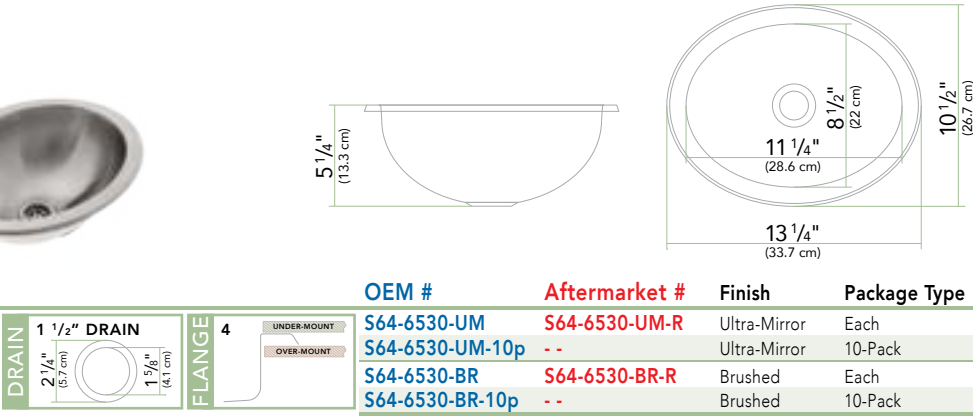
STAINLESS STEEL SINKS

MARINE
GRADE

Oval

Stainless Steel Sink

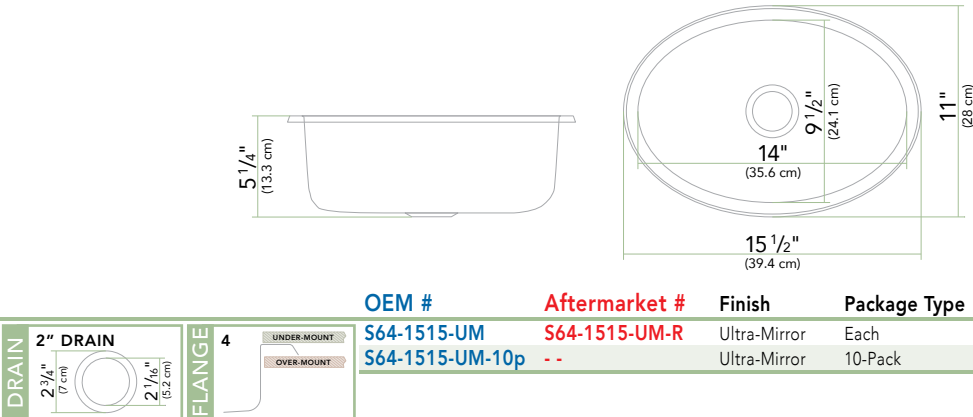
- Depth: 5 1/4"
- Outside dimensions: 13 1/4" x 10 1/2"
- Bowl dimensions: 11 1/4" x 8 1/2"
- 304 stainless steel, heavy gauge
- Passivated
- SoundKOTE®– Noise Reduction Technology
- Over- or under-counter mount
- Fits 1 1/2" drains, sold separately



Oval

Stainless Steel Sink

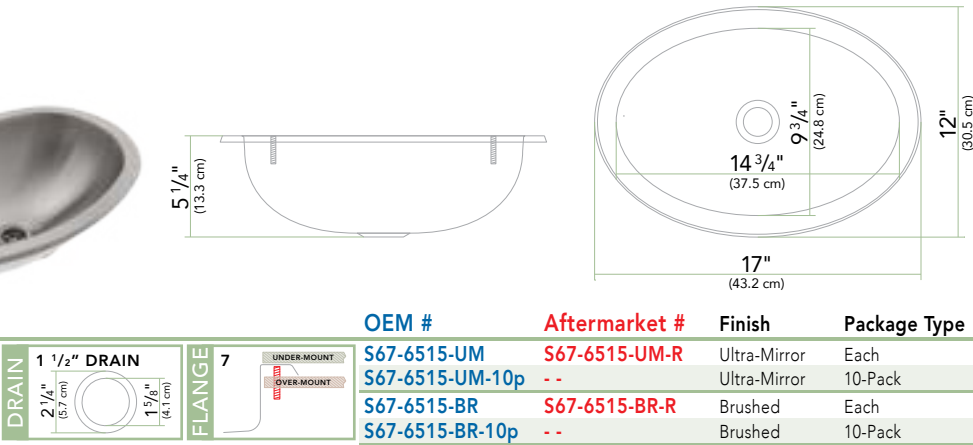
- Depth: 5 1/4"
- Outside dimensions: 13 1/4" x 10 1/2"
- Bowl dimensions: 11 1/4" x 8 1/2"
- 304 stainless steel, heavy gauge
- Passivated
- SoundKOTE®– Noise Reduction Technology
- Over- or under-counter mount
- Fits 2" drains, sold separately



Oval

Stainless Steel Sink

- Depth: 5 1/4"
- Outside dimensions: 17" x 12"
- Bowl dimensions: 14 3/4" x 9 3/4"
- 304 stainless steel, heavy gauge
- Passivated
- SoundKOTE®– Noise Reduction Technology
- Over- or under-counter mount
- With mounting studs, for over-counter mounting
- Fits 1 1/2" drains, sold separately



Drains
sold separately (see pages 57-62)



Under-Mount Sink Brackets
optional for solid surfaces or stone counters
sold separately (see page 62)



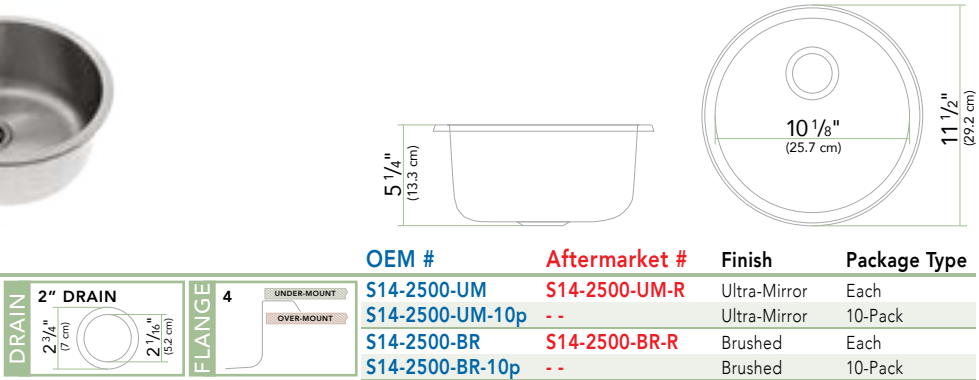
MARINE
GRADE

STAINLESS STEEL SINKS

Cylinder

Stainless Steel Sink

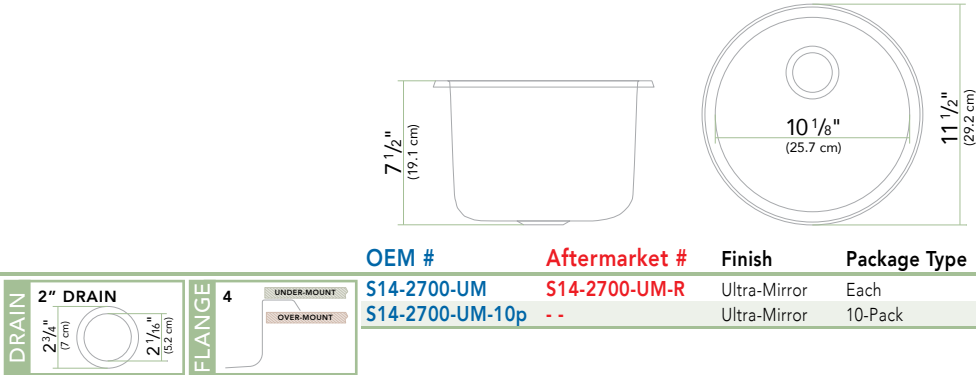
- Depth: 5 1/4"
- Outside dimensions: 11 1/2" Ø
- Bowl dimensions: 10 1/8" Ø
- 304 stainless steel, heavy gauge
- Passivated
- SoundKOTE®– Noise Reduction Technology
- Over- or under-counter mount
- Fits 2" drains, sold separately



Cylinder

Stainless Steel Sink

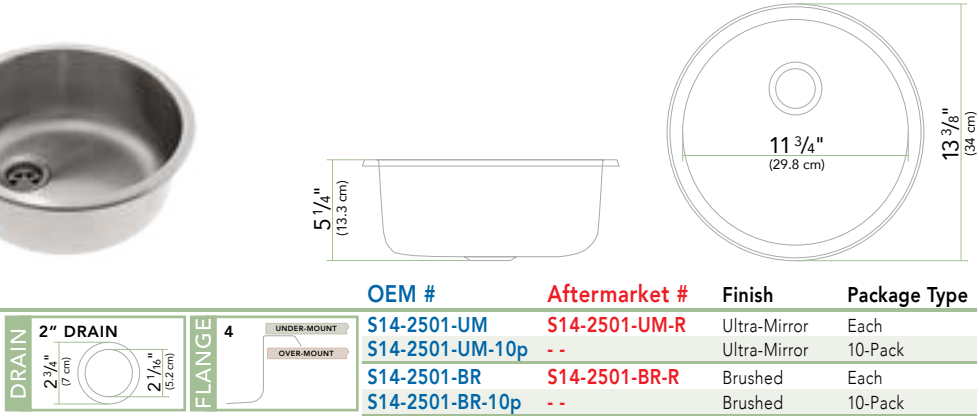
- Depth: 7 1/2"
- Outside dimensions: 11 1/2" Ø
- Bowl dimensions: 10 1/8" Ø
- 304 stainless steel, heavy gauge
- Passivated
- SoundKOTE®– Noise Reduction Technology
- Over- or under-counter mount
- Fits 2" drains, sold separately



Cylinder

Stainless Steel Sink

- Depth: 5 1/4"
- Outside dimensions: 13 3/8" Ø
- Bowl dimensions: 11 3/4" Ø
- 304 stainless steel, heavy gauge
- Passivated
- SoundKOTE®– Noise Reduction Technology
- Over- or under-counter mount
- Fits 2" drains, sold separately



Drains
sold separately (see pages 57-62)



Under-Mount Sink Brackets
optional for solid surfaces or stone counters
sold separately (see page 62)



STAINLESS STEEL SINKS

MARINE
GRADE



Cylinder
Stainless Steel Sink

- Depth: 7 1/4"
- Outside dimensions: 13 3/8" Ø
- Bowl dimensions: 11 3/4" Ø
- 304 stainless steel, heavy gauge
- Passivated
- SoundKOTE®– Noise Reduction Technology
- Over- or under-counter mount
- Fits 2" drains, sold separately



OEM #	Aftermarket #	Finish	Package Type
S14-2701-UM	S14-2701-UM-R	Ultra-Mirror	Each
S14-2701-UM-10p	--	Ultra-Mirror	10-Pack



Cylinder
Stainless Steel Sink

- Depth: 6"
- Outside dimensions: 15" Ø
- Bowl dimensions: 12 3/8" Ø
- 304 stainless steel, heavy gauge
- Passivated
- SoundKOTE®– Noise Reduction Technology
- Over- or under-counter mount
- Fits 2" drains, sold separately

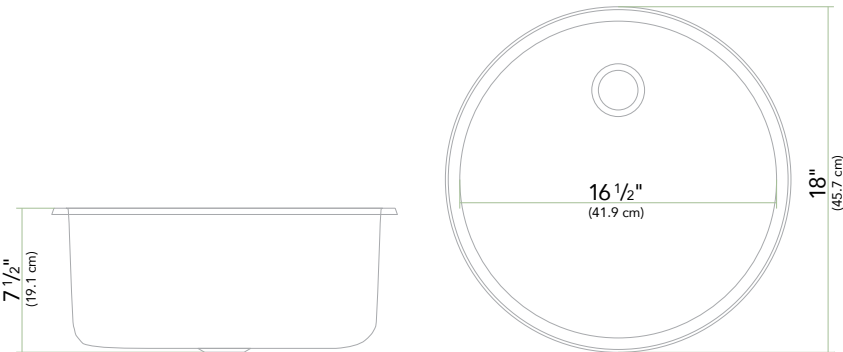


OEM #	Aftermarket #	Finish	Package Type
S14-2602-UM	S14-2602-UM-R	Ultra-Mirror	Each
S14-2602-UM-10p	--	Ultra-Mirror	10-Pack



Cylinder
Stainless Steel Sink

- Depth: 7 1/2"
- Outside dimensions: 18" Ø
- Bowl dimensions: 16 1/2" Ø
- 304 stainless steel, heavy gauge
- Passivated
- SoundKOTE®– Noise Reduction Technology
- Over- or under-counter mount
- Fits 2" drains, sold separately



OEM #	Aftermarket #	Finish	Package Type
S14-2706-BR	S14-2706-BR-R	Brushed	Each
S14-2706-BR-5p	--	Brushed	5-Pack

Drains

sold separately (see pages 57-62)



Under-Mount Sink Brackets

optional for solid surfaces or stone counters

sold separately (see page 62)

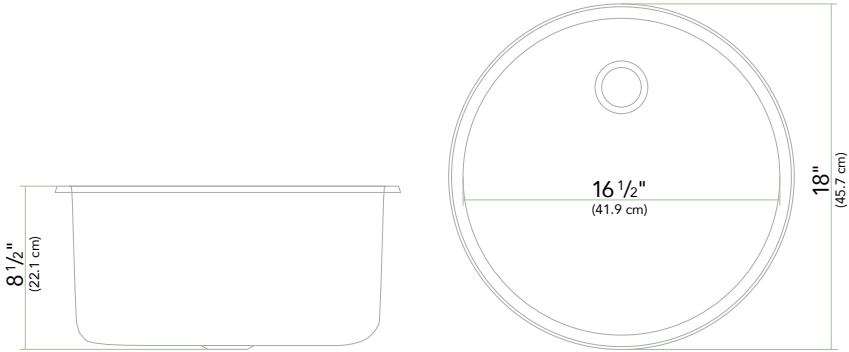
MARINE
GRADE

STAINLESS STEEL SINKS



Cylinder
Stainless Steel Sink

- Depth: 8 1/2"
- Outside dimensions: 18" Ø
- Bowl dimensions: 16 1/2" Ø
- 304 stainless steel, heavy gauge
- Passivated
- SoundKOTE®– Noise Reduction Technology
- Over- or under-counter mount
- Fits 2" drains, sold separately



OEM #	Aftermarket #	Finish	Package Type
S14-2806-UM	S14-2806-UM-R	Ultra-Mirror	Each
S14-2806-UM-5p	--	Ultra-Mirror	5-Pack

Drains

sold separately (see pages 57-62)



Under-Mount Sink Brackets

optional for solid surfaces or stone counters

sold separately (see page 62)



INTREPID 477 EVOLUTION

FEATURING TRINIDAD™ ELITE FOLDING FAUCET# **133-0210-CP**

& STAINLESS STEEL SINK# **S26-1409-BR**



SEA RAY SLX 310

FEATURING AIDACK™ ELITE FOLDING TAP# **132-1739-CP**

& STAINLESS STEEL SINK# **S64-6530-UM**

Rectangle Stainless Steel Sink


- Depth: 6 1/8"
- Outside dimensions: 12 3/4" x 6 3/4"
- Bowl dimensions: 11 3/4" x 5 3/4"
- 304 stainless steel, heavy gauge
- Passivated
- SoundKOTE®– Noise Reduction Technology
- Over- or under-counter mount
- Fits 2" drains, sold separately



OEM #	Aftermarket #	Finish	Package Type
S44-1610-UM	S44-1610-UM-R	Ultra-Mirror	Each
S44-1610-UM-10p	--	Ultra-Mirror	10-Pack
S44-1610-BR	S44-1610-BR-R	Brushed	Each
S44-1610-BR-10p	--	Brushed	10-Pack

Rectangle Stainless Steel Sink

- Depth: 7 1/8"
- Outside dimensions: 13 1/4" x 10 1/2"
- Bowl dimensions: 11 3/4" x 9"
- 304 stainless steel, heavy gauge
- Passivated
- SoundKOTE®– Noise Reduction Technology
- Over- or under-counter mount
- Fits 2" drains, sold separately



OEM #	Aftermarket #	Finish	Package Type
S44-1711-BR	S44-1711-BR-R	Brushed	Each
S44-1711-BR-5p	--	Brushed	5-Pack

Rectangle Stainless Steel Sink

- Depth: 8 1/8"
- Outside dimensions: 14" x 13 1/4"
- Bowl dimensions: 12 1/2" x 11 3/4"
- 304 stainless steel, heavy gauge
- Passivated
- SoundKOTE®– Noise Reduction Technology
- Over- or under-counter mount
- Fits 2" drains, sold separately



OEM #	Aftermarket #	Finish	Package Type
S44-1831-UM	S44-1831-UM-R	Ultra-Mirror	Each
S44-1831-UM-5p	--	Ultra-Mirror	5-Pack
S44-1831-BR	S44-1831-BR-R	Brushed	Each
S44-1831-BR-5p	--	Brushed	5-Pack

Drains

sold separately (see pages 57-62)



Under-Mount Sink Brackets

optional for solid surfaces or stone counters
sold separately (see page 62)



Rectangle Stainless Steel Sink

- Depth: 6 1/8"
- Outside dimensions: 14 1/2" x 14 1/2"
- Bowl dimensions: 13" x 13"
- 304 stainless steel, heavy gauge
- Passivated
- SoundKOTE®– Noise Reduction Technology
- Over- or under-counter mount
- Fits 2" drains, sold separately



OEM #	Aftermarket #	Finish	Package Type
S44-4614-UM	S44-4614-UM-R	Ultra-Mirror	Each
S44-4614-UM-5p	--	Ultra-Mirror	5-Pack
S44-4614-BR	S44-4614-BR-R	Brushed	Each
S44-4614-BR-5p	--	Brushed	5-Pack

Rectangle Stainless Steel Sink

- Depth: 9 3/4"
- Outside dimensions: 14 1/2" x 14 1/2"
- Bowl dimensions: 13" x 13"
- 304 stainless steel, heavy gauge
- Passivated
- SoundKOTE®– Noise Reduction Technology
- Over- or under-counter mount
- Fits 2" drains, sold separately



OEM #	Aftermarket #	Finish	Package Type
S44-4914-UM	S44-4914-UM-R	Ultra-Mirror	Each
S44-4914-UM-5p	--	Ultra-Mirror	5-Pack
S44-4914-BR	S44-4914-BR-R	Brushed	Each
S44-4914-BR-5p	--	Brushed	5-Pack

Rectangle Stainless Steel Sink

- Depth: 7 1/2"
- Outside dimensions: 17 1/8" x 15 1/2"
- Bowl dimensions: 15 1/2" x 13 3/4"
- 304 stainless steel, heavy gauge
- Passivated
- Super-SoundKOTE®– Noise Reduction Technology
- Under-counter mount only
- Fits 2" drains, sold separately



OEM #	Aftermarket #	Finish	Package Type
S43-1718-BR∞	S43-1718-BR-R∞	Brushed	Each

Drains

sold separately (see pages 57-62)



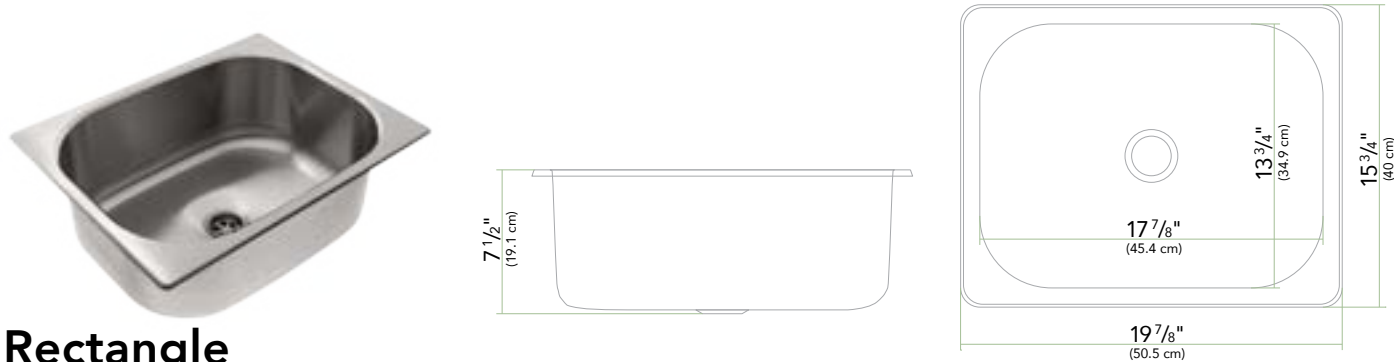
Under-Mount Sink Brackets

optional for solid surfaces or stone counters
sold separately (see page 62)



STAINLESS STEEL SINKS

MARINE GRADE



Rectangle

Stainless Steel Sink

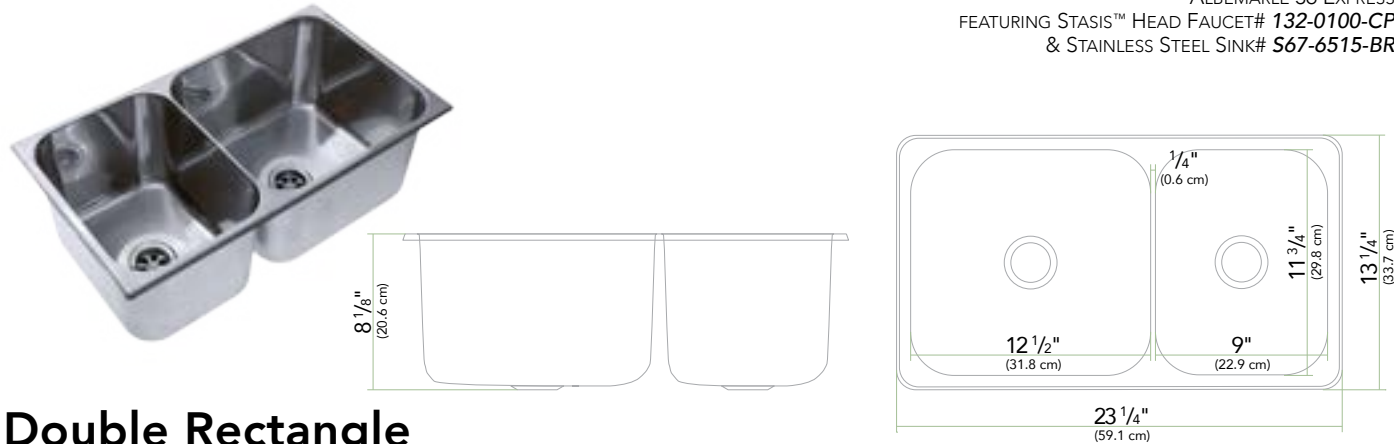
- Depth: 7 1/2"
- Outside dimensions: 19 7/8" x 15 3/4"
- Bowl dimensions: 17 7/8" x 13 3/4"
- 304 stainless steel, heavy gauge
- Passivated
- SoundKOTE®– Noise Reduction Technology
- Over- or under-counter mount
- Fits 2" drains, sold separately



OEM #	Aftermarket #	Finish	Package Type
S44-1732-BR	S44-1732-BR-R	Brushed	Each
S44-1732-BR-5p	--	Brushed	5-Pack



ALBEMARLE 36 EXPRESS
FEATURING STASIS™ HEAD FAUCET# 132-0100-CP
& STAINLESS STEEL SINK# S67-6515-BR



Double Rectangle

Stainless Steel Sink

- Depth: 8 1/8"
- Outside dimensions: 23 1/4" x 13 1/4"
- Bowl dimensions: 12 1/2" x 11 3/4" + 9" x 11 3/4"
- 304 stainless steel, heavy gauge
- Passivated
- SoundKOTE®– Noise Reduction Technology
- Over- or under-counter mount
- Fits 2" drains, sold separately



OEM #	Aftermarket #	Finish	Package Type
S54-1823-UM	S54-1823-UM-R	Ultra-Mirror	Each
S54-1823-UM-5p	--	Ultra-Mirror	5-Pack

Drains

sold separately (see pages 57-62)

Under-Mount Sink Brackets

optional for solid surfaces or stone counters

sold separately (see page 62)

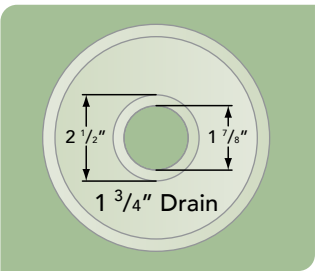
MARINE GRADE

DRAINS – 1 3/4"

Our 1 3/4" Drains are made from heavy duty plastic and/or brass and are available in a wide variety of configurations and finishes, to match our sinks and your décor.

Most vessel sinks use a 1 3/4" drain and are generally used as head sinks. 1 3/4" drains are the standard size drain for vessel sinks in North America and Europe.

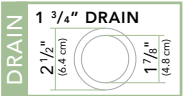
If you need a configuration that is not shown, ask your sales representative for options.
Minimum annual commitment and additional lead-time may be required for non-standard configurations.



1 3/4" Touch Drain

With 1 1/4"-M Thread

- Tap to open/close
- All brass
- Connection: 1 1/4"-M thread

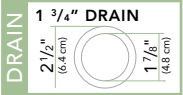


OEM #	Aftermarket #	Finish	Overflow Intake	Connection
V03-0704-CP	V03-0704-CP-R	Chrome	No	1 1/4"-M Thread
V03-0704-NP	V03-0704-NP-R	Brushed Nickel	No	1 1/4"-M Thread

1 3/4" Touch / Trap Drain

With 3/4" & 1" Hose Barb

- Tap to open/close
- Easy trap access
- All brass top
- Connection: 3/4" & 1" hose barb

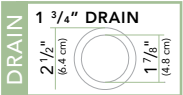


OEM #	Aftermarket #	Finish	Overflow Intake	Connection
V03-0708-CP	V03-0708-CP-R	Chrome	No	3/4" & 1" Hose Barb
V03-0708-NP	V03-0708-NP-R	Brushed Nickel	No	3/4" & 1" Hose Barb

1 3/4" Touch / Trap Drain

With 1 1/4" & 1 1/2" Hose Barb

- Tap to open/close
- Easy trap access
- All brass top
- Connection: 1 1/4" & 1 1/2" hose barb

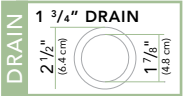


OEM #	Aftermarket #	Finish	Overflow Intake	Connection
V03-0709-CP	V03-0709-CP-R	Chrome	No	1 1/4" & 1 1/2" Hose Barb
V03-0709-NP	V03-0709-NP-R	Brushed Nickel	No	1 1/4" & 1 1/2" Hose Barb

1 3/4" Touch / Trap Drain

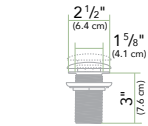
With 1 1/4"-M Thread

- Tap to open/close
- Easy trap access
- All brass top
- Connection: 1 1/4"-M thread

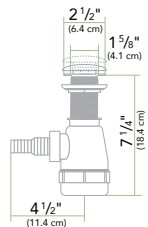


OEM #	Aftermarket #	Finish	Overflow Intake	Connection
V03-0716-CP	V03-0716-CP-R	Chrome	No	1 1/4"-M Thread
V03-0716-NP	V03-0716-NP-R	Brushed Nickel	No	1 1/4"-M Thread

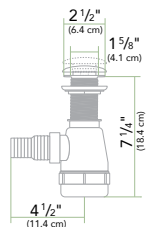
1 3/4" SERIES



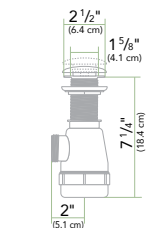
1 3/4" SERIES



1 3/4" SERIES



1 3/4" SERIES



DRAINS – 1 1/2"

MARINE
GRADE

Our 1 1/2" **Drains** are made from heavy duty plastic, brass and/or stainless steel and are available in a wide variety of configurations and finishes, to match our sinks and your décor.

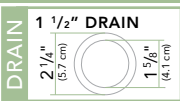
Sinks with 1 1/2" drains are generally used as head sinks. 1 1/2" drains are the standard size drain for lavatory sinks in North America.

If you need a configuration that is not shown, ask your sales representative for options. Minimum annual commitment and additional lead-time may be required for non-standard configurations.

1 1/2" 95° Elbow Drain

With 1" Hose Barb

- Low profile
- Chain stopper
- Finished stainless steel flange to match sink finish
- Connection: 1" hose barb

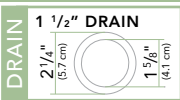


OEM #	Aftermarket #	Finish	Overflow Intake	Connection
S01-0101-UP	S01-0101-UP-R	Ultra-Mirror	--	1" Hose Barb
S01-0101-BP	S01-0101-BP-R	Brushed	--	1" Hose Barb

1 1/2" Straight Drain

With 1 1/4"-M Thread

- Low profile
- Chain stopper
- Finished stainless steel flange to match sink finish
- Connection: 1 1/4"-M thread

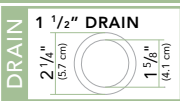


OEM #	Aftermarket #	Finish	Overflow Intake	Connection
S01-0104-UP	S01-0104-UP-R	Ultra-Mirror	--	1 1/4"-M Thread
S01-0104-BP	S01-0104-BP-R	Brushed	--	1 1/4"-M Thread

1 1/2" Flip Drain

With 1 1/4"-M Thread

- Low profile
- Flip to open/close
- With or without overflow intake
- All brass
- Connection: 1 1/4"-M thread

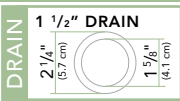


OEM #	Aftermarket #	Finish	Overflow Intake	Connection
S01-0304-CP	S01-0304-CP-R	Chrome	No	1 1/4"-M Thread
S01-0504-CP	S01-0504-CP-R	Chrome	Yes	1 1/4"-M Thread
S01-0304-NP	S01-0304-NP-R	Brushed Nickel	No	1 1/4"-M Thread
S01-0504-NP	S01-0504-NP-R	Brushed Nickel	Yes	1 1/4"-M Thread

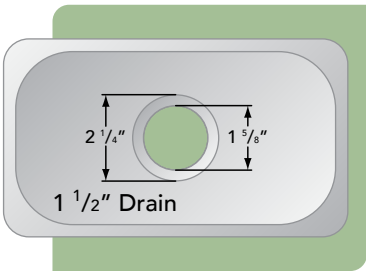
1 1/2" Flip Drain

With 1 1/4"-M Sweat

- Flip to open/close
- With or without overflow intake
- All brass
- Connection: 1 1/4"-M sweat fitting



OEM #	Aftermarket #	Finish	Overflow Intake	Connection
S01-0311-CP	S01-0311-CP-R	Chrome	No	1 1/4"-M Sweat
S01-0511-CP	S01-0511-CP-R	Chrome	Yes	1 1/4"-M Sweat
S01-0311-NP	S01-0311-NP-R	Brushed Nickel	No	1 1/4"-M Sweat
S01-0511-NP	S01-0511-NP-R	Brushed Nickel	Yes	1 1/4"-M Sweat



1 1/2" SERIES

1 1/2" SERIES

1 1/2" SERIES

1 1/2" SERIES

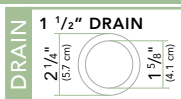
MARINE
GRADE

DRAINS – 1 1/2"

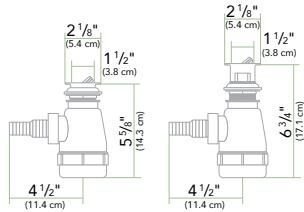
1 1/2" Flip / Trap Drain

With 3/4" & 1" Hose Barb

- Flip to open/close
- With or without overflow intake
- Easy trap access
- All brass top
- Connection: 3/4" & 1" hose barb



OEM #	Aftermarket #	Finish	Overflow Intake	Connection
S01-0308-CP	S01-0308-CP-R	Chrome	No	3/4" & 1" Hose Barb
S01-0508-CP	S01-0508-CP-R	Chrome	Yes	3/4" & 1" Hose Barb
S01-0308-NP	S01-0308-NP-R	Brushed Nickel	No	3/4" & 1" Hose Barb
S01-0508-NP	S01-0508-NP-R	Brushed Nickel	Yes	3/4" & 1" Hose Barb

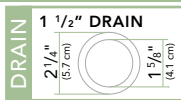


1 1/2" SERIES

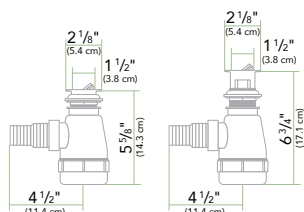
1 1/2" Flip / Trap Drain

With 1 1/4" & 1 1/2" Hose Barb

- Flip to open/close
- With or without overflow intake
- Easy trap access
- All brass top
- Connection: 1 1/4" & 1 1/2" hose barb



OEM #	Aftermarket #	Finish	Overflow Intake	Connection
S01-0309-CP	S01-0309-CP-R	Chrome	No	1 1/4" & 1 1/2" Hose Barb
S01-0509-CP	S01-0509-CP-R	Chrome	Yes	1 1/4" & 1 1/2" Hose Barb
S01-0309-NP	S01-0309-NP-R	Brushed Nickel	No	1 1/4" & 1 1/2" Hose Barb
S01-0509-NP	S01-0509-NP-R	Brushed Nickel	Yes	1 1/4" & 1 1/2" Hose Barb

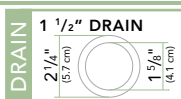


1 1/2" SERIES

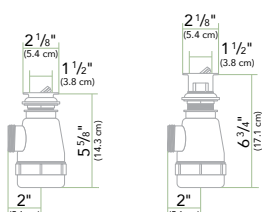
1 1/2" Flip / Trap Drain

With 1 1/4"-M Thread

- Flip to open/close
- With or without overflow intake
- Easy trap access
- All brass top
- Connection: 1 1/4"-M thread



OEM #	Aftermarket #	Finish	Overflow Intake	Connection
S01-0316-CP	S01-0316-CP-R	Chrome	No	1 1/4"-M Thread
S01-0516-CP	S01-0516-CP-R	Chrome	Yes	1 1/4"-M Thread
S01-0316-NP	S01-0316-NP-R	Brushed Nickel	No	1 1/4"-M Thread
S01-0516-NP	S01-0516-NP-R	Brushed Nickel	Yes	1 1/4"-M Thread



1 1/2" SERIES



SPORTSMAN OPEN 282
FEATURING AIDACK™ ELITE FOLDING TAP# 132-1739-CP

OEM # – Not Labeled Or Packaged For Resale Aftermarket # – Labeled And Packaged For Resale NOTE: Dimension Drawings ±1/16" (for reference only – may not be to scale)

For more information, please visit ambassadorsmarine.com

Glass Vessel Mounting Base (Optional)

- Optional— for use with glass vessel sinks
- Lifts sink 1/2" off counter top
- Solid brass
- For use with 1 3/4" drains




Under-Mount Sink Bracket (Optional)

- Optional— for use with any under-mount stainless steel sink installation
- Requires solid surface or stone counter top
- All stainless steel



Hose Barb Adapters

- Sized to fit true 3/4", 1", 1 1/4" and/or 1 1/2" – US standard hoses
- Fits standard 1 1/4"-M thread drain fittings
- Heavy duty plastic
- Use with hose clamp (not included)
- Connection: 1 1/4"-F thread



Trap Drain Body

- Fits standard 1 1/4"-M threaded drain fittings
- Side port connects to all Ambassador Marine Hose Barb Adapters or any standard 1 1/4"-F threaded waste line
- Easy trap access
- Heavy duty plastic



In-Drain Accessories


- Replacements for items included with Ambassador Marine drains



OEM # – Not Labeled Or Packaged For Resale Aftermarket # – Labeled And Packaged For Resale NOTE: Dimension Drawings ± 1/16" (for reference only – may not be to scale)

For more information, please visit ambassadormarine.com

We have thousands of replacement parts available to meet your needs and your customers' needs. To identify and request any needed replacement parts, contact our customer service department at 800.270.4262 or info@ambassadormarine.com



Ambassador Marine faucets, sprayers, shower, drains and accessories are guaranteed to be free from material and workmanship defects under normal use and service for a period of five (5) years from the date of purchase. Proof of purchase is required for any and all warranty claims.

Ambassador Marine sinks are guaranteed to be free from material and workmanship defects under normal use and service for a period of one (1) year from the date of purchase. Proof of purchase is required for any and all warranty claims.

This warranty will not apply to products that were improperly installed, misapplied or incompatible with components not manufactured by Ambassador. Failures due to foreign debris are not covered under the terms of this limited warranty. Ambassador will not warrant any product that is physically damaged, neglected or altered outside the Ambassador factory.

Do not attempt to clean your Ambassador product with any kind of chemical or abrasive cleaner. Any abrasive will mar the finish and void the warranty. Do not leave your Ambassador product exposed to salt air without cleaning it regularly with fresh water, after every exposure or use.

All authorized returns are to be shipped postage prepaid to Ambassador Marine's service center. A Return Authorization Number is required and must be clearly visible on the shipping carton. Package all returns carefully. Ambassador will not be responsible for freight damage incurred during shipping to our service center.

No credit or payment will be issued or allowed to consumers on any item deemed defective. Ambassador Marine's total obligation is limited to the repair or replacement of the defective item only, at Ambassador Marine's sole discretion. All returns will be examined and/or tested under Ambassador Marine test criteria. Replacements will be shipped freight prepaid. Products found by Ambassador to NOT be defective (under the terms of this limited warranty) are subject to charges to be paid by the returnee for the testing and packaging of "tested good" items and may be returned only at returnee's expense. Further damage may occur due to testing and is not the responsibility of Ambassador.

In no event will Ambassador, its affiliated companies or agents be responsible for any labor whatsoever, cost of removal or re-installation, incidental and/or consequential damages arising out of the purchase or use of Ambassador products.

This limited warranty is in lieu of, and supersedes all other warranties, expressed or implied, and no other person is authorized to give any other warranty or assume obligation or liability on Ambassador Marine's behalf.

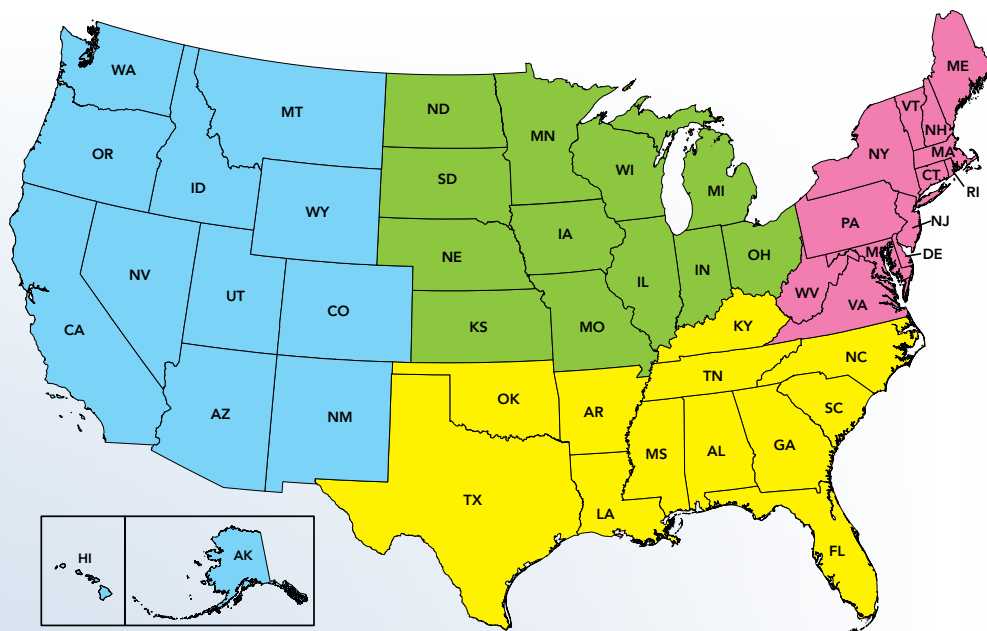
This limited warranty covers Ambassador Marine products sold or distributed in the United States and Canada only. Customers who purchase Ambassador Marine products sold by distributors in other countries must consult their local distributors for their warranty policy.

This warranty gives you certain legal rights which may vary from state to state.

This warranty is only a representation of the complete Ambassador Marine warranty outlined on the Ambassador Marine website.

Ambassador Marine Inc. reserves the right to make product specification changes, price changes and to change or discontinue models without notice or obligation. All spec drawing dimensions ± 1/16", unless noted. Some components may not be drawn to scale. Actual color of product may differ from printed/on-line materials.

TRADE SALES REPRESENTATIVES:



UNITED STATES

GSW AND ASSOCIATES

770.753.1463

Main Office

11807 Northfall Lane #904

Alpharetta, GA 30009 USA

FAX 770.753.1465 • www.gswandassociates.com

MIDWEST OUTDOOR MARKETING

573.317.1103

Main Office

5707 Osage Beach Parkway

Osage Beach, MO 65065 USA

www.momarketing.com

US MARINE MARKETING

843.945.4605

Main Office

1500 Highway 17 N #105

Surfside Beach, SC 29575 USA

FAX 888.203.6494 • www.usmarinemarketing.com

PAC-WEST MARKETING

800.346.6474

Main Office

10556 Combie Road #6218

Auburn, CA 95604 USA

FAX 775.201.0998 • www.pac-west.net

CANADA

PAC-WEST MARKETING

800.346.6474

Main Office

10556 Combie Road #6218

Auburn, CA 95604 USA

FAX 775.201.0998 • www.pac-west.net

CARIBBEAN & LATIN AMERICA

CALA MARINE

305.254.0214

Main Office

13571 SW 135th Avenue #201

Miami, FL 33186 USA

FAX 305.254.0344 • www.cala-marine.com

MEMBER OF



National Marine Manufacturers Association



PREFERRED VENDOR



PREFERRED VENDOR

Ambassador
MARINE

...products built for the elements.™

1173 Calle Suerte
Camarillo, California 93012-8052
800.270.4262 • 805.482.0053 • FAX 805.482.0056
www.ambassadormarine.com • info@ambassadormarine.com



COVER PHOTO: STARCRAFT MX Q DC
FEATURING TRINIDAD™ FOLDING TAP# 133-0208-CP
& STAINLESS STEEL SINK# 526-1409-BR

Revised 02/25
© 2025, Ambassador Marine, Inc., All Rights Reserved.