

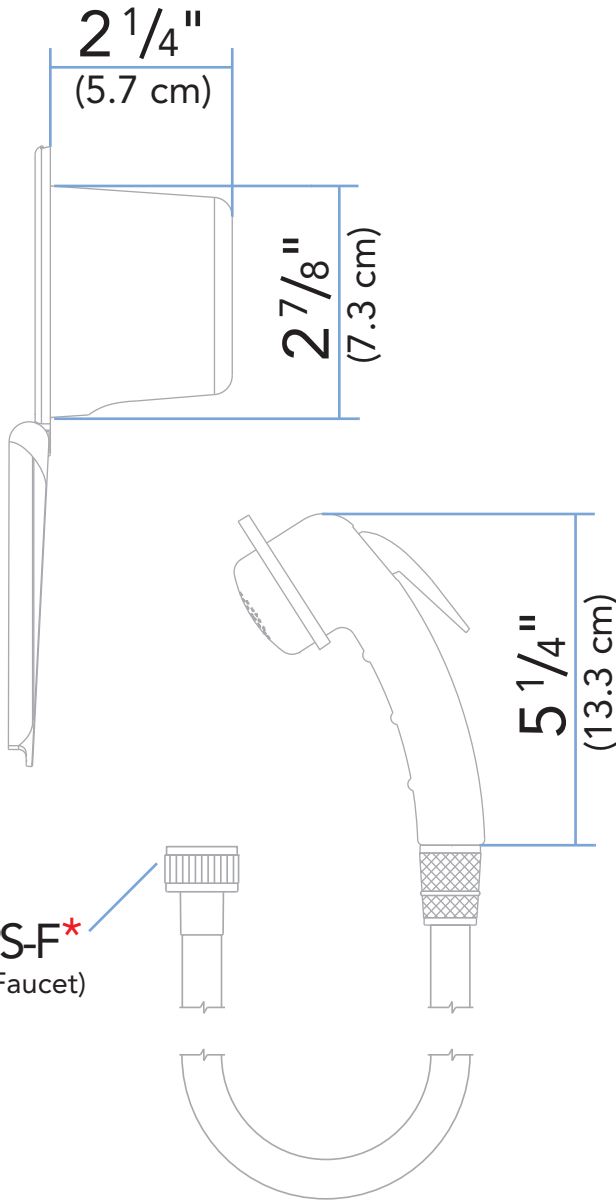
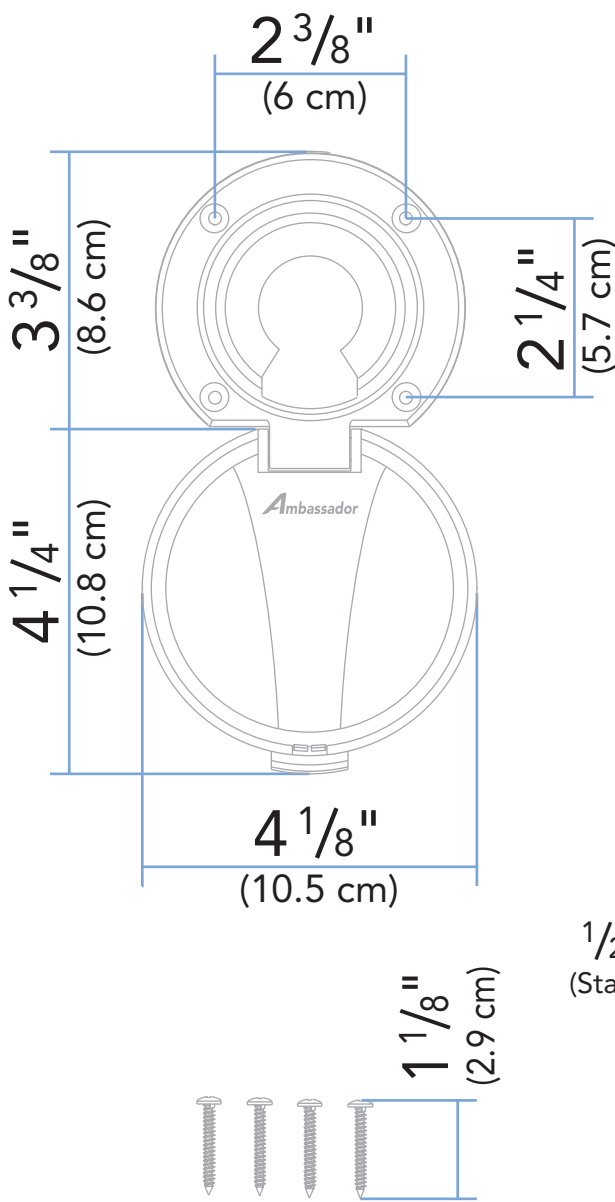
| Rev. Change |                    |
|-------------|--------------------|
| A           | Ambassador branded |
| B           | Spring-Clip Latch  |
| C           |                    |
| D           |                    |
| E           |                    |
| F           |                    |
| G           |                    |



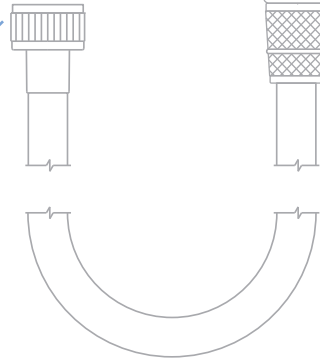
www.ambassadormarine.com  
(800) 270-4262

Model #  
**136-0047-xx**

Rev #  
**B**



$\frac{1}{2}"$  NPS-F\*  
(Standard Faucet)

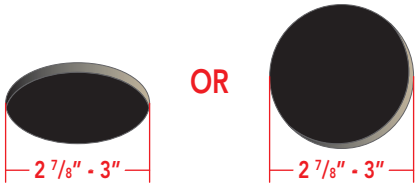


ALL DIMENSIONS  $\pm \frac{1}{16}"$   
SOME COMPONENTS MAY NOT BE DRAWN TO SCALE

Ambassador Marine Inc. reserves the right to make product specification changes and to change or discontinue models without notice or obligation

### Installation Hole Requirement

This unit requires a minimum of this/these hole(s)

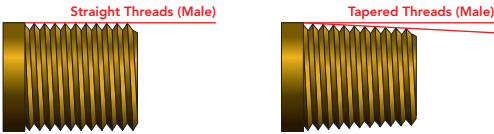


Deck-Mount

Wall-Mount

### Supply Connection(s)

\* Understanding NPS vs. NPT



NPS = National Pipe Straight  
NPT = National Pipe Tapered  
( -M = Male -F = Female )

Plumbing fitting are commonly referred to as "NPT", however, in reality, nearly all faucets are actually "NPS". NPS is the North American "**STANDARD**" for faucets, regardless of brand, style, application, etc. Outside North America, BSP is the most commonly used standard.

Both NPS and NPT have the same thread angle, shape, and pitch (threads per inch). However, NPS threads are straight (parallel) and NPT threads are tapered (reduced). Straight Pipe thread is commonly found on faucets, showerheads, hose connections and fittings. Tapered Pipe thread is commonly found on pipe ends, nipples and fittings (i.e. couplings, elbows, tees, etc.). Straight Pipe threads need a gasket or o-ring to create a seal. Both styles require sealant or plumber's tape for optimal seal. While NPS and NPT threads will engage, they do not seal properly with each other.