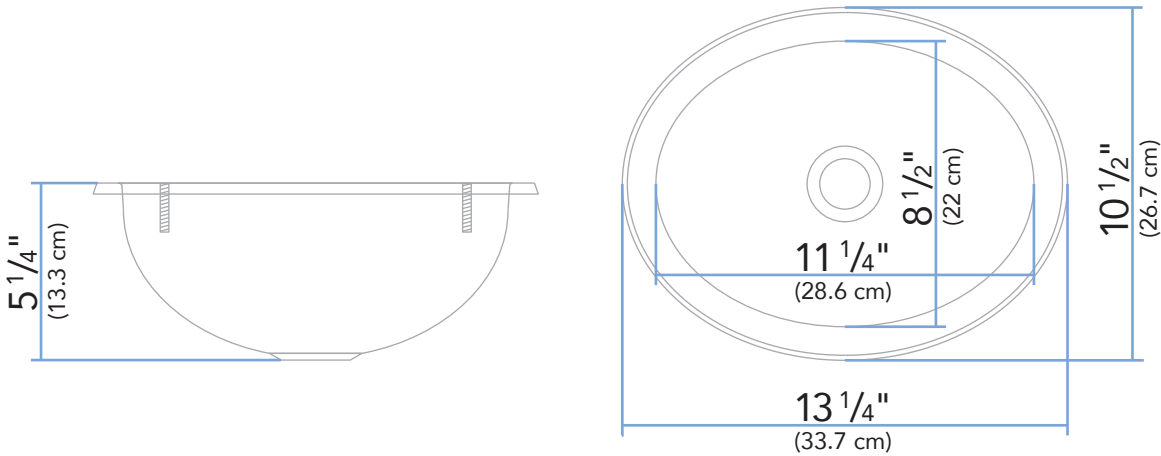
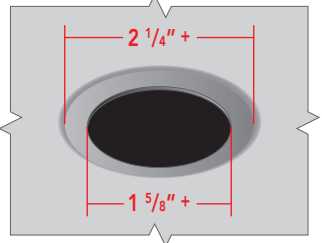
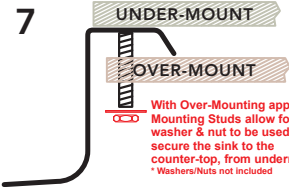


Rev. Change	
A	Original
B	
C	
D	
E	
F	
G	

Model #	Rev #
S67-6530-xx	A



Drain Hole Requirement	Flange (Rim) Style
<p>This unit requires a <i>minimum</i> of this drain hole</p>  <p>1 1/2" Drain</p>	<div> <div>7</div> <div>  <p>With Over-Mounting application, Mounting Studs allow for a washer & nut to be used to secure the sink to the counter-top, from underneath. <small>* Washers/Nuts not included</small></p> </div> </div> <p>This Flange Style allows for either "Over-Mounting" or "Under-Mounting" of the sink on the counter-top</p>